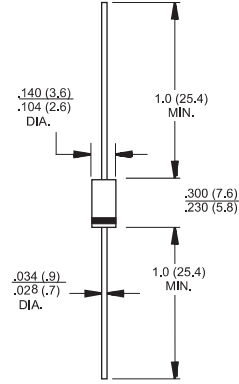




### DO-15



## Features

- ✧ Glass passivated chip junction.
- ✧ High efficiency, Low VF
- ✧ High current capability
- ✧ High reliability
- ✧ High surge current capability
- ✧ Low power loss

## Mechanical Data

- ✧ Cases: Molded plastic
- ✧ Epoxy: UL 94V-0 rate flame retardant
- ✧ Polarity: Color band denotes cathode end
- ✧ High temperature soldering guaranteed:  
260 °C /10 seconds/.375", (9.5mm) lead lengths at 5 lbs., (2.3kg) tension
- ✧ Mounting position: Any
- ✧ Weight: 0.40 gram

Dimensions in inches and (millimeters)

## Maximum Ratings and Electrical Characteristics

Rating at 25 °C ambient temperature unless otherwise specified.

Single phase, half wave, 60 Hz, resistive or inductive load.

For capacitive load, derate current by 20%

Type Number	Symbol	FR 201G	FR 202G	FR 203G	FR 204G	FR 205G	FR 206G	FR 207G	Units
Maximum Recurrent Peak Reverse Voltage	$V_{RRM}$	50	100	200	400	600	800	1000	V
Maximum RMS Voltage	$V_{RMS}$	35	70	140	280	420	560	700	V
Maximum DC Blocking Voltage	$V_{DC}$	50	100	200	400	600	800	1000	V
Maximum Average Forward Rectified Current .375"(9.5mm) Lead Length @ $T_A = 55^\circ C$	$I_{(AV)}$	2.0							A
Peak Forward Surge Current, 8.3 ms Single Half Sine-wave Superimposed on Rated Load (JEDEC method )	$I_{FSM}$	55							A
Maximum Instantaneous Forward Voltage @ 2.0A	$V_F$	1.3							V
Maximum DC Reverse Current @ $T_A=25^\circ C$ at Rated DC Blocking Voltage @ $T_A=125^\circ C$	$I_R$	5.0 100							$\mu A$ $\mu A$
Maximum Reverse Recovery Time ( Note 1 )	$T_{rr}$	150			250	500		nS	
Typical Junction Capacitance ( Note 2 )	$C_j$	20							pF
Typical Thermal Resistance	$R_{\theta JA}$	60							$^\circ C/W$
Operating Temperature Range	$T_J$	-55 to +150							$^\circ C$
Storage Temperature Range	$T_{STG}$	-55 to +150							$^\circ C$

- Notes:
1. Reverse Recovery Test Conditions:  $I_F=0.5A$ ,  $I_R=1.0A$ ,  $I_{RR}=0.25A$
  2. Measured at 1 MHz and Applied Reverse Voltage of 4.0 Volts D.C.
  3. Mount on Cu-Pad Size 10mm x 10mm on P.C.B.

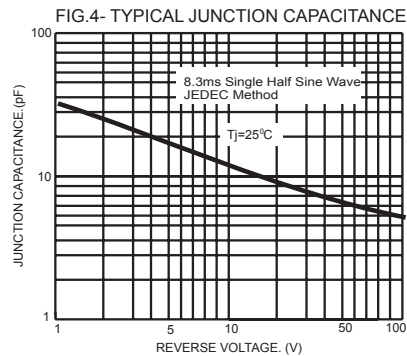
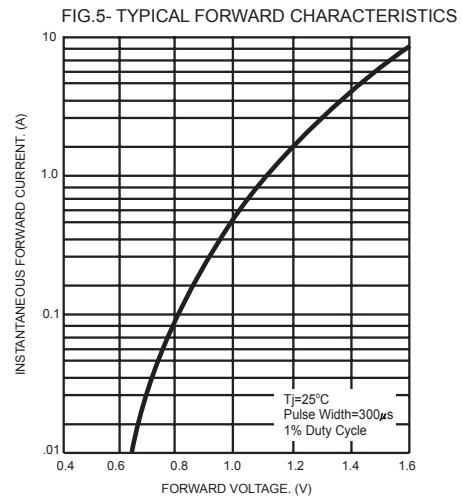
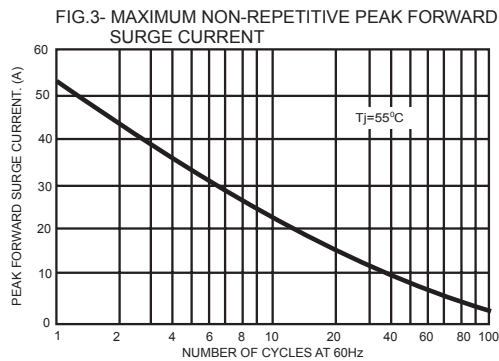
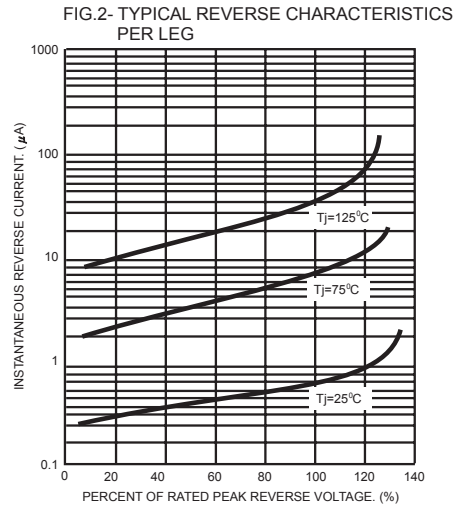
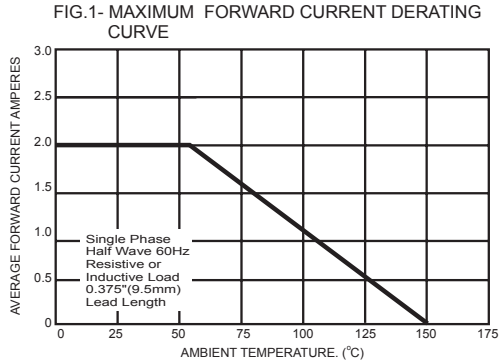


**LGE**

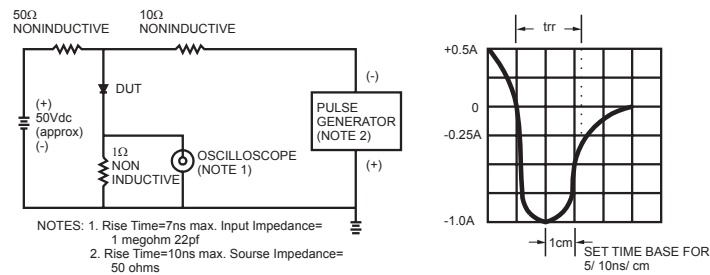
# FR201G-FR207G 2.0AMP. Glass Passivated Fast Recovery Rectifiers



## RATINGS AND CHARACTERISTIC CURVES (FR201G THRU FR207G)



**FIG.6- REVERSE RECOVERY TIME CHARACTERISTIC AND TEST CIRCUIT DIAGRAM**



PACKAGE	SPQ/PCS	CARTON SPQ/PCS	CARTON SIZE/CM	CARTON GW/KG	CARTON NW/KG
DO-15	3000/AMMO	30000	42X28X31	12.00	10.00