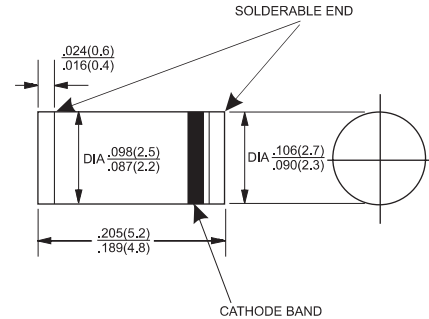




MELF



Features

- ◇ Glass Passivated Junction
- ◇ Low Leakage
- ◇ Low Forward Voltage Drop
- ◇ High Current Capability
- ◇ For Surface Mounted Application
- ◇ Plastic Material UL Flammability Classification Rating 94V-0

Mechanical Data

- ◇ Case: MELF, Plastic
- ◇ Polarity: Cathode band
- ◇ Approx Weight: 0.25 grams
- ◇ Mounting Position: Any
- ◇ Marking: Cathode Band Only

Dimensions in inches and (millimeters)

Maximum Ratings and Electrical Characteristics

Single phase, half wave, 60Hz, resistive or inductive load.

For capacitive load, derate current by 20%.

Parameter	Symbol	DL4933	DL4934	DL4935	DL4936	DL4937	Units
Peak Repetitive Reverse Voltage	V_{RRM}	50	100	200	400	600	V
Working Peak Reverse Voltage	V_{RWM}						
DC Blocking Voltage	V_R						
RMS Reverse Voltage	$V_{R(RMS)}$	35	70	140	280	420	V
Maximum Average Forward Rectified Current @ $T_T=75^\circ\text{C}$	I_O	1.0					A
Peak Forward Surge Current 8.3 ms half sine-wave superimposed on rated load (JEDEC Method)	I_{FSM}	30					A
Maximum Instantaneous Forward Voltage @ $I_F = 1.0\text{A}$	V_F	1.2					V
Maximum DC Reverse Current at Rated Blocking Voltage	I_R	5.0					μA
Maximum Full Load Reverse Current Full Cycle Average @ $T_T = 55^\circ\text{C}$	I_R	100					μA
Maximum Reverse Recovery Time (Note 1)	t_{rr}	200					ns
Typical Junction Capacitance (Note 2)	C_j	15					pF
Operating and Storage Temperature Range	T_j, T_{STG}	-65 to +150					$^\circ\text{C}$

- Notes: 1. Reverse Recovery Test Conditions: $I_F = 1.0\text{A}$, $V_R = 30\text{V}$, $di/dt = 50\text{ A}/\mu\text{s}$.
2. Measured at 1.0MHz and Applied Reverse Voltage of 4.0V.

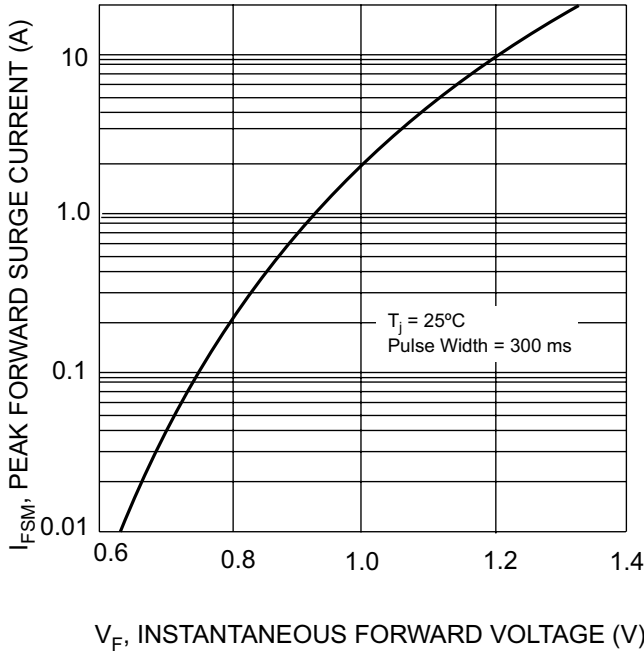


Fig. 1 Peak Forward Surge Current vs Forward Voltage

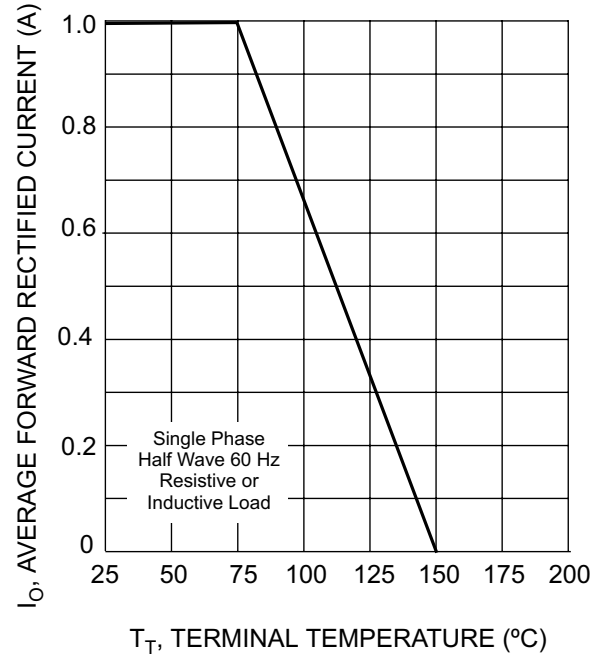


Fig. 2 Forward Derating Curve

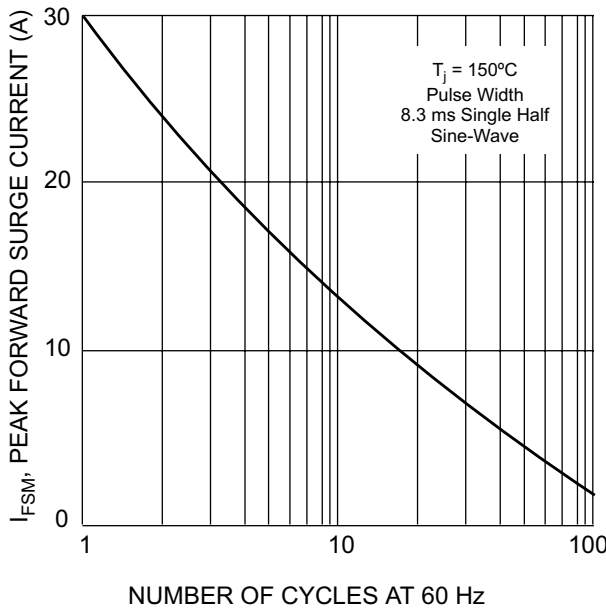


Fig. 3 Peak Fwd Surge Current vs Number of Cycles at 60 Hz

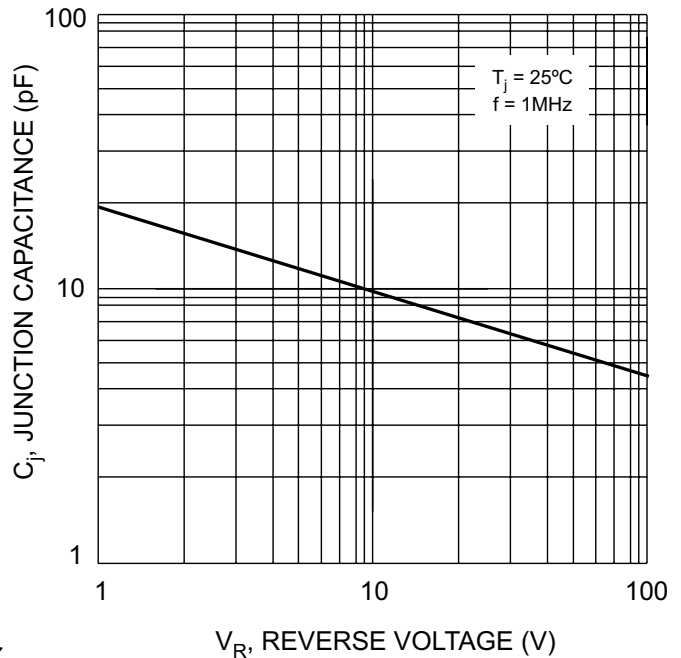


Fig. 4 Junction Capacitance vs Reverse Voltage

PACKAGE	SPQ/PCS	CARTON SPQ/PCS	CARTON SIZE/CM	CARTON GW/KG	CARTON NW/KG
DO-213AB	5000/REEL	80000	36.0X35.8X36.5	18.00	16.00