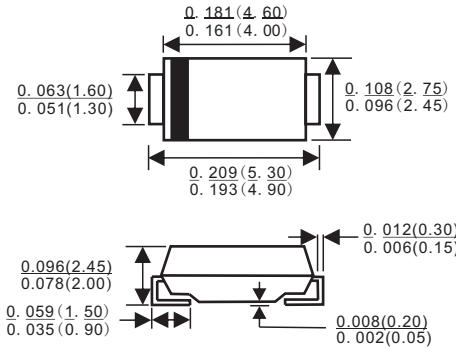




V_Z : 3.3 - 240 Volts
P_D : 1.5 Watts



SMA/DO-214AC



Dimensions in inches and(millimeters)

Features

- ✧ Complete Voltage Range 3.3 to 240 Volts
- ✧ High peak reverse power dissipation
- ✧ High reliability
- ✧ Low leakage current

Mechanical Data

- ✧ Case : SMA (DO-214AC) Molded plastic
- ✧ Epoxy : UL94V-O rate flame retardant
- ✧ Lead : Lead formed for Surface mount
- ✧ Polarity : Color band denotes cathode end
- ✧ Mounting position : Any
- ✧ Weight : 0.093 gram

MAXIMUM RATINGS

Rating at 25 °C ambient temperature unless otherwise specified

| Rating | Symbol | Value | Unit |
|--|----------------|---------------|-------|
| DC Power Dissipation at T _L = 75 °C (Note1) | P _D | 1.5 | Watts |
| Maximum Forward Voltage at I _F = 200 mA | V _F | 1.5 | Volts |
| Junction Temperature Range | T _J | - 55 to + 150 | °C |
| Storage Temperature Range | T _s | - 55 to + 150 | °C |

Note :

(1) T_L = Lead temperature at 5.0 mm² (0.013 mm thick) copper land areas.



ELECTRICAL CHARACTERISTICS

Rating at = 25 °C ambient temperature unless otherwise specified

| Type | Marking | Nominal Zener Voltage | | Maximum Zener Impedance | | | Maximum Reverse Leakage Current | | Maximum DC Zener Current |
|-----------|---------|-----------------------|-------|-------------------------|-----------|------|---------------------------------|-------|--------------------------|
| | | VZ @ IZT | IZT | ZZT @ IZT | ZZK @ IZK | IZK | IR @ VR | | |
| | | (V) | (mA) | (Ω) | (Ω) | (mA) | (A) | (V) | |
| 1SMA5913B | 913B | 3.3 | 113.6 | 10 | 500 | 1.0 | 100 | 1.0 | 454 |
| 1SMA5914B | 914B | 3.6 | 104.2 | 9.0 | 500 | 1.0 | 75 | 1.0 | 416 |
| 1SMA5915B | 915B | 3.9 | 96.1 | 7.5 | 500 | 1.0 | 25 | 1.0 | 384 |
| 1SMA5916B | 916B | 4.3 | 87.2 | 6.0 | 500 | 1.0 | 5.0 | 1.0 | 348 |
| 1SMA5917B | 917B | 4.7 | 79.8 | 5.0 | 500 | 1.0 | 5.0 | 1.5 | 319 |
| 1SMA5918B | 918B | 5.1 | 73.5 | 4.0 | 500 | 1.0 | 5.0 | 2.0 | 294 |
| 1SMA5919B | 919B | 5.6 | 66.9 | 2.0 | 250 | 1.0 | 5.0 | 3.0 | 267 |
| 1SMA5920B | 920B | 6.2 | 60.5 | 2.0 | 200 | 1.0 | 5.0 | 4.0 | 241 |
| 1SMA5921B | 921B | 6.8 | 55.1 | 2.5 | 200 | 1.0 | 5.0 | 5.2 | 220 |
| 1SMA5922B | 922B | 7.5 | 50.0 | 3.0 | 400 | 0.5 | 5.0 | 6.0 | 200 |
| 1SMA5923B | 923B | 8.2 | 45.7 | 3.5 | 400 | 0.5 | 5.0 | 6.5 | 182 |
| 1SMA5924B | 924B | 9.1 | 41.2 | 4.0 | 500 | 0.5 | 5.0 | 7.0 | 164 |
| 1SMA5925B | 925B | 10 | 37.5 | 4.5 | 500 | 0.25 | 5.0 | 8.0 | 150 |
| 1SMA5926B | 926B | 11 | 34.1 | 5.5 | 550 | 0.25 | 5.0 | 8.4 | 136 |
| 1SMA5927B | 927B | 12 | 31.2 | 6.5 | 550 | 0.25 | 0.0 | 9.1 | 125 |
| 1SMA5928B | 928A | 13 | 28.8 | 7.0 | 550 | 0.25 | 1.0 | 9.9 | 115 |
| 1SMA5929B | 929B | 15 | 25.0 | 9.0 | 600 | 0.25 | 1.0 | 11.4 | 100 |
| 1SMA5930B | 930B | 16 | 23.4 | 10 | 600 | 0.25 | 1.0 | 12.2 | 93 |
| 1SMA5931B | 931B | 18 | 20.8 | 12 | 650 | 0.25 | 1.0 | 13.7 | 83 |
| 1SMA5932B | 932B | 20 | 18.7 | 14 | 650 | 0.25 | 1.0 | 15.2 | 75 |
| 1SMA5933B | 933B | 22 | 17.0 | 17.5 | 650 | 0.25 | 1.0 | 16.7 | 68 |
| 1SMA5934B | 934B | 24 | 15.6 | 19 | 700 | 0.25 | 1.0 | 18.2 | 62 |
| 1SMA5935B | 935B | 27 | 13.9 | 23 | 700 | 0.25 | 1.0 | 20.6 | 55 |
| 1SMA5936B | 936B | 30 | 12.5 | 26 | 750 | 0.25 | 1.0 | 22.8 | 50 |
| 1SMA5937B | 937B | 33 | 11.4 | 33 | 800 | 0.25 | 1.0 | 25.1 | 45 |
| 1SMA5938B | 938B | 36 | 10.4 | 38 | 850 | 0.25 | 1.0 | 27.4 | 41 |
| 1SMA5939B | 939B | 39 | 9.6 | 45 | 900 | 0.25 | 1.0 | 29.7 | 38 |
| 1SMA5940B | 940B | 43 | 8.7 | 53 | 950 | 0.25 | 1.0 | 32.7 | 34 |
| 1SMA5941B | 941B | 47 | 8.0 | 67 | 1000 | 0.25 | 1.0 | 35.8 | 31 |
| 1SMA5942B | 942B | 51 | 7.3 | 70 | 1100 | 0.25 | 1.0 | 38.8 | 29 |
| 1SMA5943B | 943B | 56 | 6.7 | 86 | 1300 | 0.25 | 1.0 | 42.6 | 26 |
| 1SMA5944B | 944B | 62 | 6.0 | 100 | 1500 | 0.25 | 1.0 | 47.1 | 24 |
| 1SMA5945B | 945B | 68 | 5.5 | 120 | 1700 | 0.25 | 1.0 | 51.7 | 22 |
| 1SMA5946B | 946B | 75 | 5.0 | 140 | 2000 | 0.25 | 1.0 | 56.0 | 20 |
| 1SMA5947B | 947B | 82 | 4.6 | 160 | 2500 | 0.25 | 1.0 | 62.2 | 18 |
| 1SMA5948B | 948B | 91 | 4.1 | 200 | 3000 | 0.25 | 1.0 | 69.2 | 16 |
| 1SMA5949B | 949B | 100 | 3.7 | 250 | 3100 | 0.25 | 1.0 | 76.0 | 15 |
| 1SMA5950B | 950B | 110 | 3.4 | 300 | 4000 | 0.25 | 1.0 | 83.6 | 13 |
| 1SMA5951B | 951B | 120 | 3.1 | 380 | 4500 | 0.25 | 1.0 | 91.2 | 12 |
| 1SMA5952B | 952B | 130 | 2.9 | 450 | 5000 | 0.25 | 1.0 | 98.8 | 11 |
| 1SMA5953B | 953B | 150 | 2.5 | 600 | 6000 | 0.25 | 1.0 | 114.0 | 10 |
| 1SMA5954B | 954B | 160 | 2.3 | 700 | 6500 | 0.25 | 1.0 | 121.6 | 9.0 |
| 1SMA5955B | 955B | 180 | 2.1 | 900 | 7000 | 0.25 | 1.0 | 136.8 | 8.0 |
| 1SMA5956A | 956B | 200 | 1.9 | 1200 | 8000 | 0.25 | 1.0 | 152.0 | 7.0 |
| 1SMA5957B | 957B | 240 | 1.5 | 1600 | 9000 | 0.25 | 1.0 | 182.4 | 6.0 |

Note :

(1) Suffix " A " indicates ± 10% tolerance, suffix " B " indicates ± 5.0% tolerance.

| PACKAGE | SPQ/PCS | CARTON SPQ/PCS | CARTON SIZE/CM | CARTON GW/KG | CARTON NW/KG |
|---------|-----------|----------------|----------------|--------------|--------------|
| SMA | 5000/REEL | 80000 | 36X30.6X31 | 12.00 | 11.00 |



RATING AND TYPICAL CHARACTERISTIC CURVES ($T_A = 25^\circ\text{C}$)

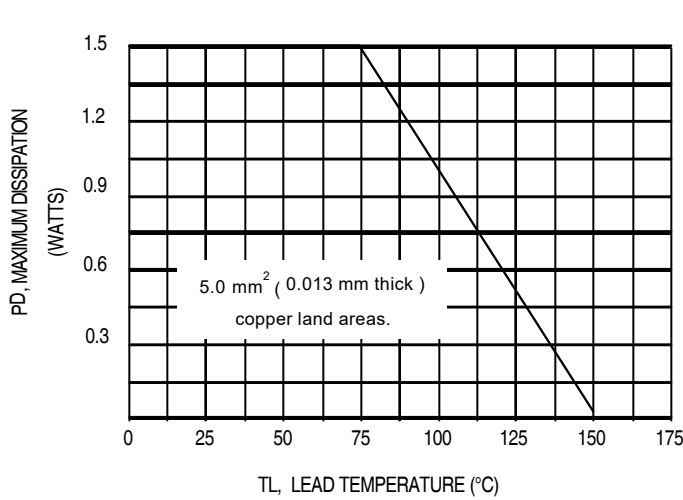


Figure 1. POWER TEMPERATURE DERATING CURVE

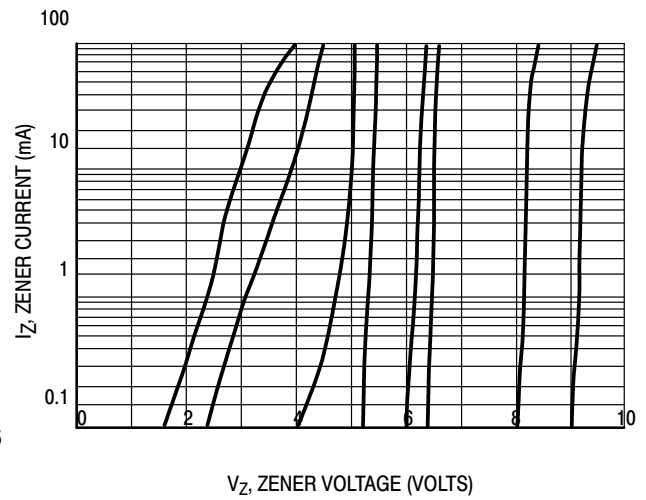


Figure 2. V_Z - 3.3 thru 10 Volts

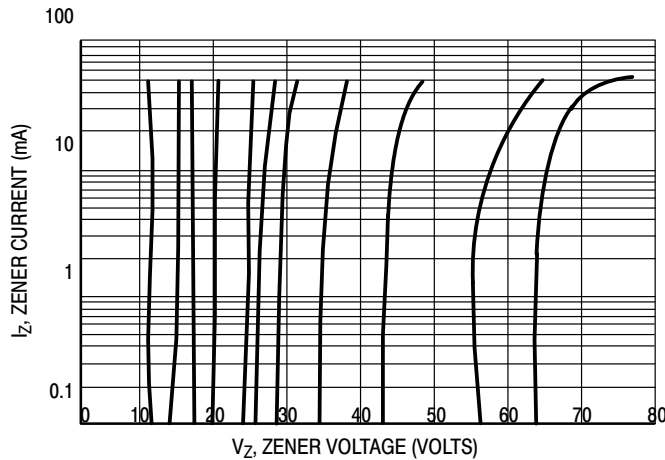


Figure 3. $V_Z = 12$ thru 68 Volts

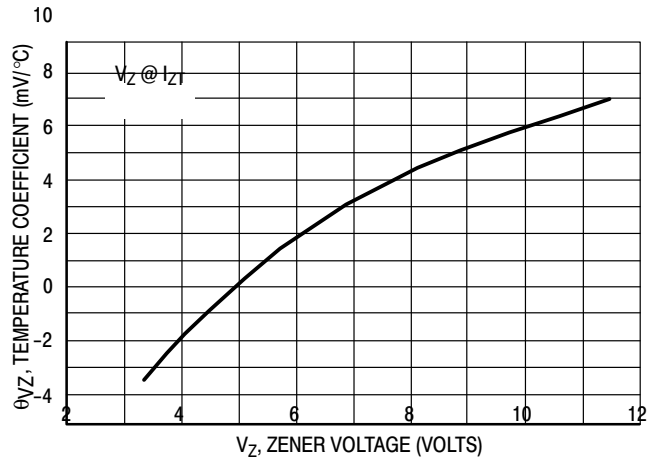


Figure 4. Zener Voltage - 3.3 to 12 Volts

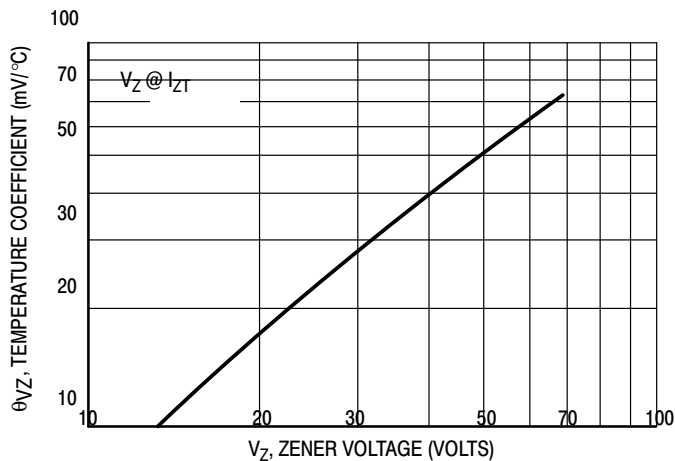


Figure 5. Zener Voltage - 12 to 68 Volts

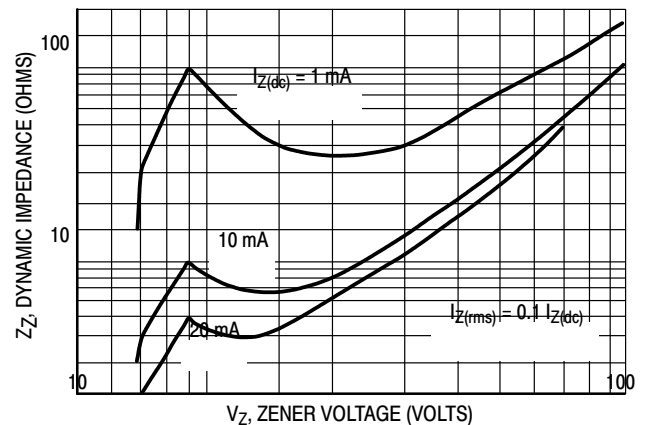


Figure 6. Effect of Zener Voltage



RATING AND TYPICAL CHARACTERISTIC CURVES ($T_A = 25^\circ\text{C}$)

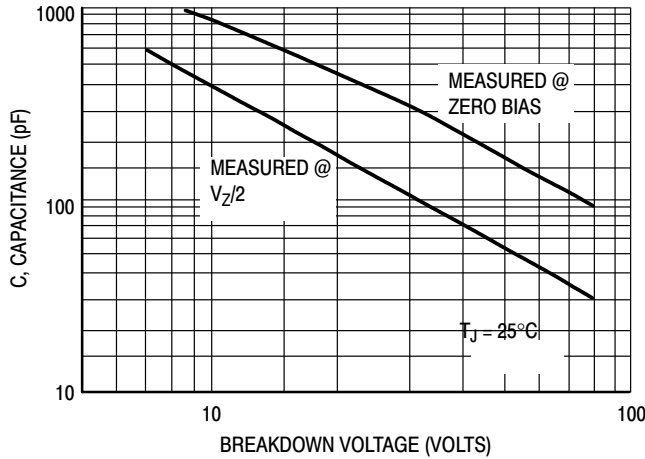


Figure 7. Capacitance Curve

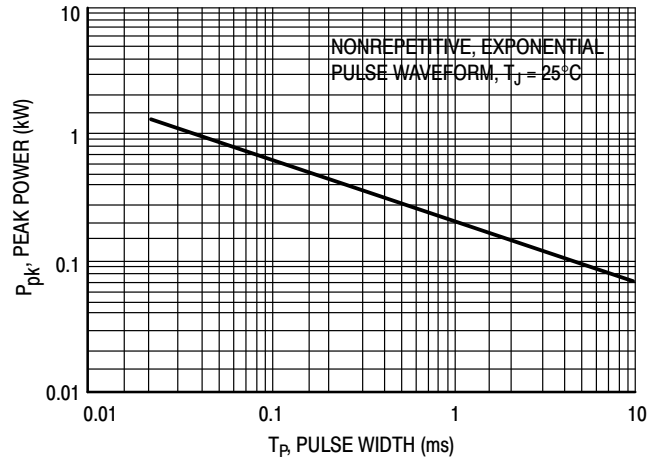


Figure 8. Typical Pulse Rating Curve

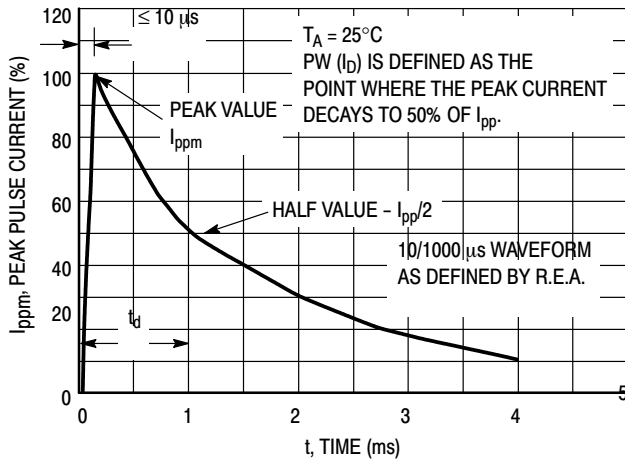


Figure 9. Pulse Waveform

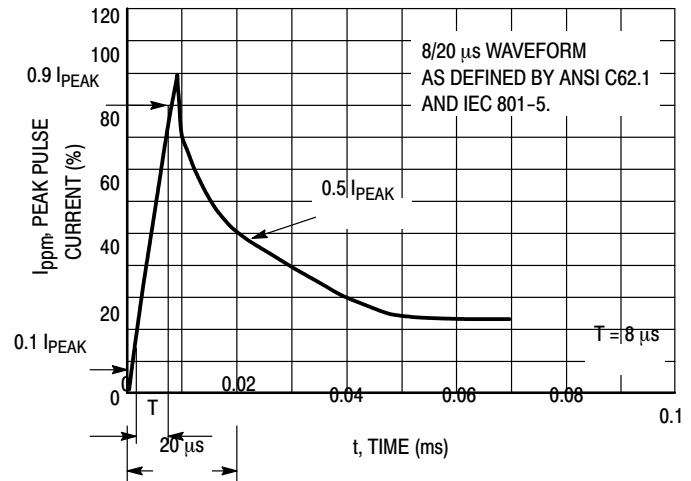


Figure 10. Pulse Waveform

| PACKAGE | SPQ/PCS | CARTON SPQ/PCS | CARTON SIZE/CM | CARTON GW/KG | CARTON NW/KG |
|---------|-----------|----------------|----------------|--------------|--------------|
| SMA | 5000/REEL | 80000 | 36X30.6X31 | 12.00 | 11.00 |