



VOLTAGE RANGE: 20-200 V
CURRENT: 250 mA

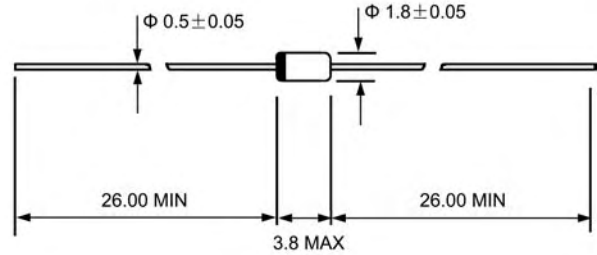
DO - 35(GLASS)

Features

- ◇ Silicon epitaxial planar diode
- ◇ High speed switching diode
- ◇ 500 mW power dissipation

Mechanical Data

- ◇ Case: DO-35, glass case
- ◇ Polarity: Color band denotes cathode
- ◇ Weight: 0.004 ounces, 0.13 grams



Dimensions in millimeters

MAXIMUM RATINGS AND ELECTRICAL CHARACTERISTICS

Ratings at 25°C ambient temperature unless otherwise specified.

MAXIMUM RATINGS

		BAV17	BAV18	BAV19	BAV20	BAV21	UNITS
Reverse voltage	V_R	20	50	100	150	200	V
Peak reverse voltage	V_{RM}	25	60	120	200	250	V
Average forward rectified current Half wave rectification with resist.load @ $T_A=25^\circ\text{C}$ and $f \geq 50\text{Hz}$	$I_{(AV)}$	250 ¹⁾					mA
Forward surge current @ $t < 1\text{s}$ and $T_J=25^\circ\text{C}$	I_{FSM}	1.0					A
Power dissipation @ $T_A=25^\circ\text{C}$	P_{tot}	500 ¹⁾					mW
Thermal resistance junction to ambient	$R_{\theta JA}$	350					K/W
Junction temperature	T_J	175					°C
Storage temperature range	T_{STG}	-55 --- +175					°C

1)Valid provided that leads at a distance of 8 mm from case are kept at ambient temperature.

ELECTRICAL CHARACTERISTICS

		MIN	TYP	MAX	UNITS
Forward voltage @ $I_F=100\text{mA}$	V_F	-	-	1.0	V
Leakage current @ $T_J=25^\circ\text{C}$	I_R	-	-	100	nA
at reverse voltage @ $T_J=100^\circ\text{C}$		-	-	15	μA
Capacitance @ $V_F=V_R=0\text{V}$ $f=1\text{MHz}$	C_J	-	1.5	-	pF
Reverse recovery time from $I_F=30\text{mA}$ to $I_R=30\text{mA}$ from $I_{RR}=3\text{mA}$, $R_L=100\Omega$.	t_{rr}	-	-	50	ns

1)Valid provided that leads at a distance of 8 mm from case are kept at ambient temperature.



Ratings AND Characteristic Curves

FIG.1 – FORWARD CHARACTERISTICS

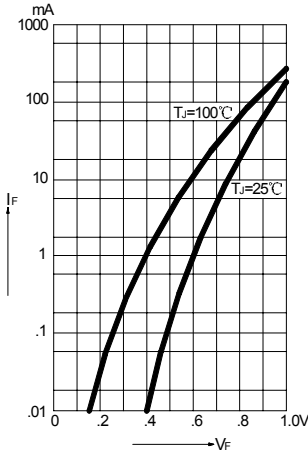


FIG.2 – ADMISSIBLE FORWARD CURRENT VERSUS AMBIENT TEMPERATURE

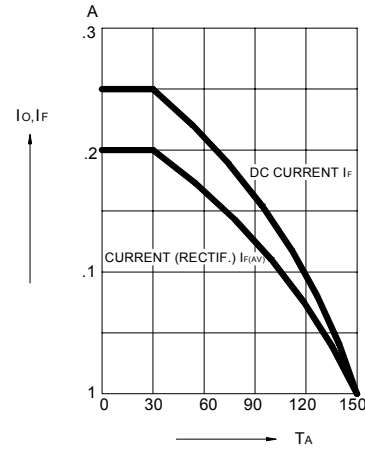


FIG.3 – ADMISSIBLE POWER DISSIPATION VERSUS AMBIENT TEMPERATURE

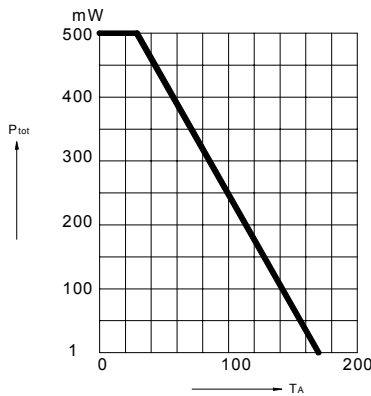


FIG.4 – LEAKAGE CURRENT VERSUS JUNCTION TEMPERATURE

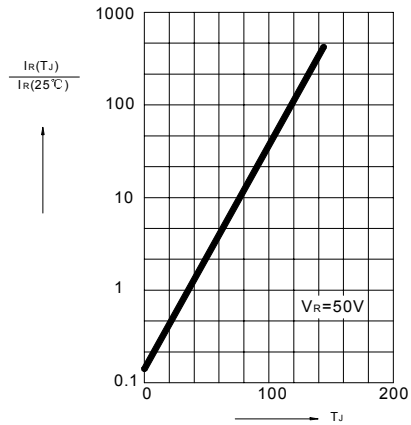


FIG.5 – DYNAMIC FORWARD RESISTANCE VERSUS FORWARD CURRENT

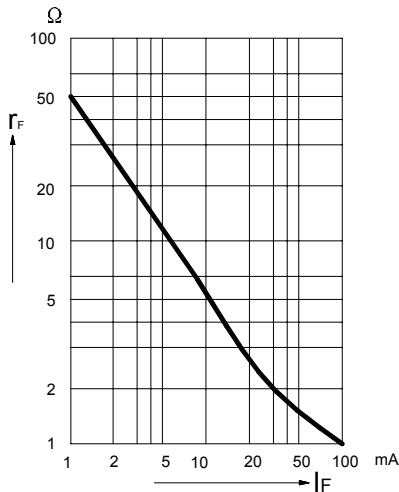
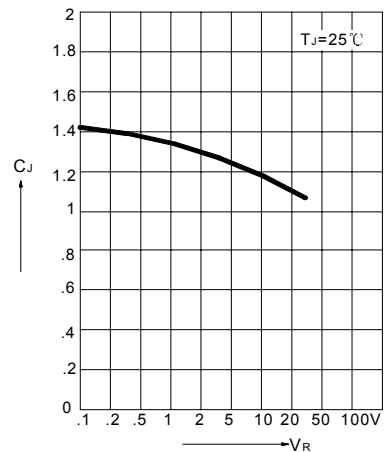


FIG.6 – CAPACITANCE VERSUS REVERSE VOLTAGE



PACKAGE	SPQ/PCS	CARTON SPQ/PCS	CARTON SIZE/CM	CARTON GW/KG	CARTON NW/KG
DO-35	5000/AMMO	100000	41X28.5X38	14.57	13.07