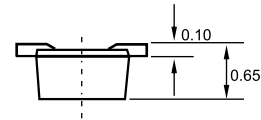
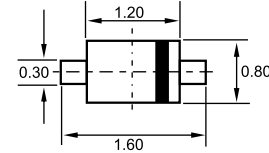


SOD-523



Dimensions in inches and (millimeters)

FEATURES

- Fast switching speed.
- Ultra-small surface mount package.
- For general purpose switching application.
- High conductance.
- Lead free product.

APPLICATIONS

- High-speed switching in surface mounted circuits.

ORDERING INFORMATION

Type No.	Marking	Package Code
1N4148WT	T4	SOD-523

MAXIMUM RATING @ Ta=25°C unless otherwise specified

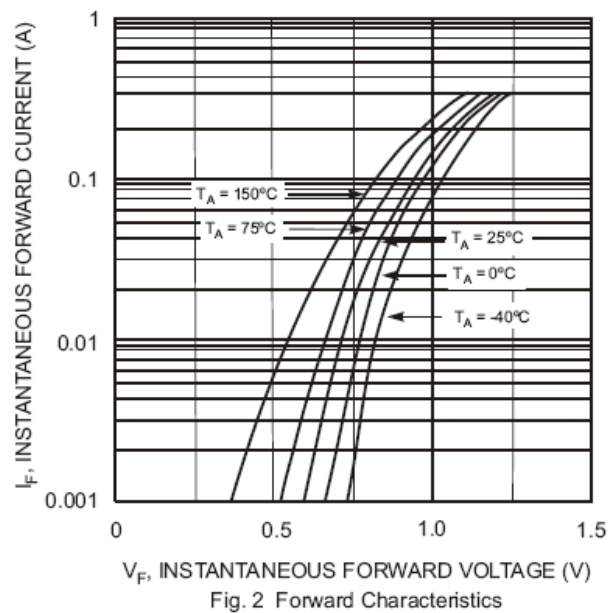
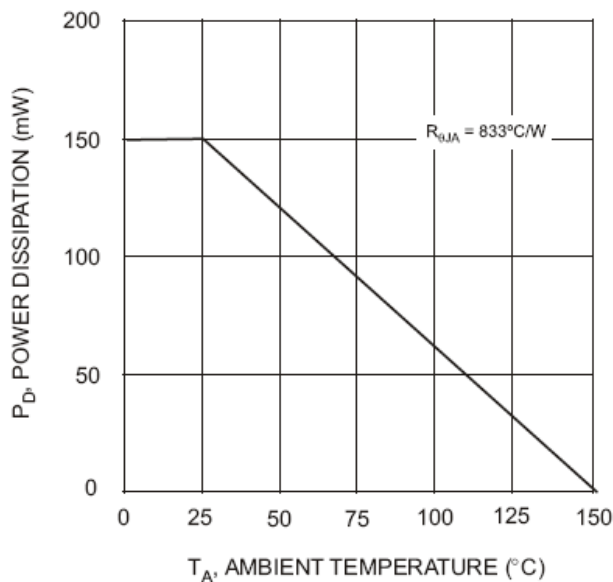
Parameter	Symbol	Limits	Unit
Non-Repetitive peak reverse voltage	V_{RM}	100	V
Reverse voltage	V_R	80	V
RMS Reverse voltage	$V_{R(RMS)}$	80	V
Continuous forward current (Max.)	I_{FM}	250	mA
Average rectified output current	I_O	125	mA
Non-Repetitive peak forward surge current	I_{FSM}	2.0 1.0	A
		$t=1.0\mu s$ $t=100ms$	
Total power dissipation	P_{tot}	150	mW
Thermal resistance junction to ambient air	$R_{\theta JA}$	833	°C/W
Junction temperature	T_j	150	°C
Storage temperature	T_{stg}	-65 to +150	°C



ELECTRICAL CHARACTERISTICS @ Ta=25°C unless otherwise specified

Parameter	Symbol	Min.	Typ.	Max.	Unit	Conditions
Reverse breakdown voltage	$V_{(BR)R}$	75				$I_R=1.0\mu A$
Forward voltage	V_F			0.715	V	$I_F=1mA$
				0.855	V	$I_F=10mA$
				1.0	V	$I_F=50mA$
				1.25	V	$I_F=150mA$
Reverse current	I_R			1.0	μA	$V_R=75V$
				25	nA	$V_R=20V$
Diode capacitance	C_d			2.0	pF	$V_R=0, f=1.0MHz$
Reverse recovery time	t_{rr}			4.0	ns	$I_F=I_R=10mA, I_{tr}=0.1 \cdot I_R, R_L=100\Omega$

TYPICAL CHARACTERISTICS @ Ta=25°C unless otherwise specified



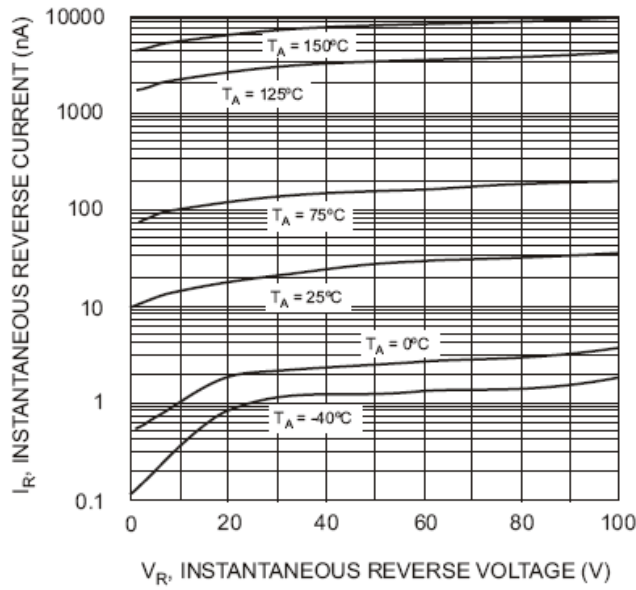


Fig. 3 Typical Reverse Characteristics

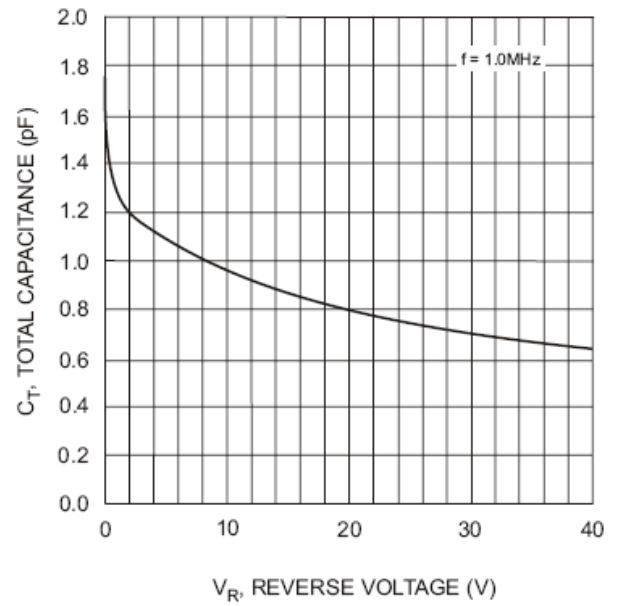


Fig. 4 Typical Capacitance vs. Reverse Voltage