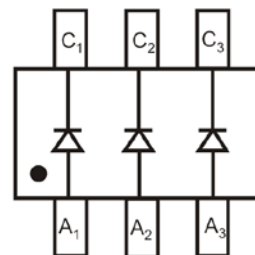


Features

- Fast switching speed
- High conductance

Mechanical Data

- Case: SOT-363
- Molding Compound: UL Flammability Classification Rating 94V-0
- Terminals: Matte tin-plated leads; solderability-per MIL-STD-202, Method 208



SOT-363

Ordering Information

Part Number	Package	Shipping Quantity	Marking Code
BAS16TW	SOT-363	3000 pcs / Tape & Reel	KA2

Maximum Ratings (@ T_A = 25°C unless otherwise specified)

Parameter	Symbol	Value	Unit
Non-Repetitive Peak Reverse Voltage	V _{RM}	100	V
Peak Repetitive Peak Reverse Voltage	V _{RRM}	100	V
Working Peak Reverse Voltage	V _{RWM}	100	V
DC Blocking Voltage	V _R	100	V
RMS Reverse Voltage	V _{R(RMS)}	70	V
Average Rectified Output Current	I _o	150	mA
Peak Forward Surge Current, 1μs Single Half-sine-wave	I _{FSM}	2	A
Peak Forward Surge Current, 1s Single Half-sine-wave	I _{FSM}	1	A

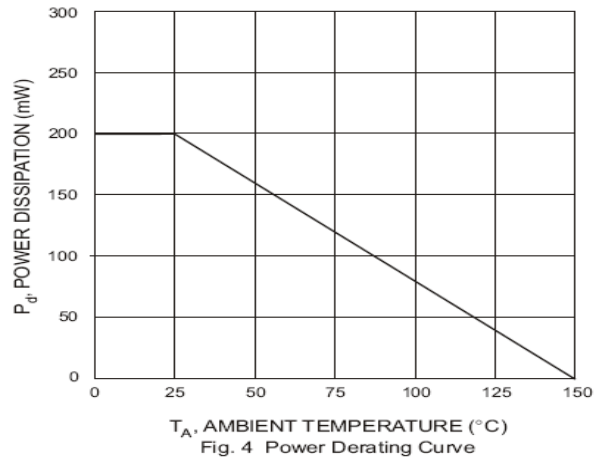
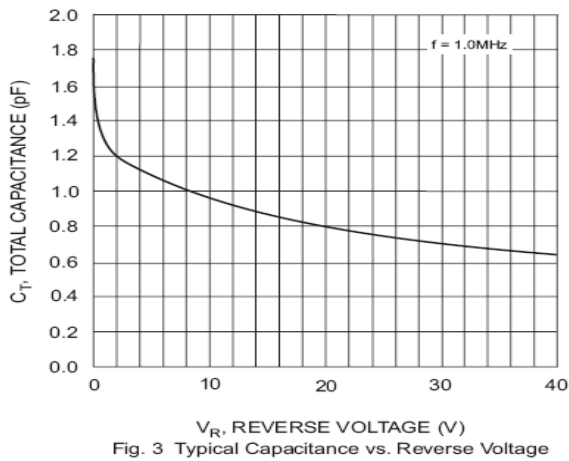
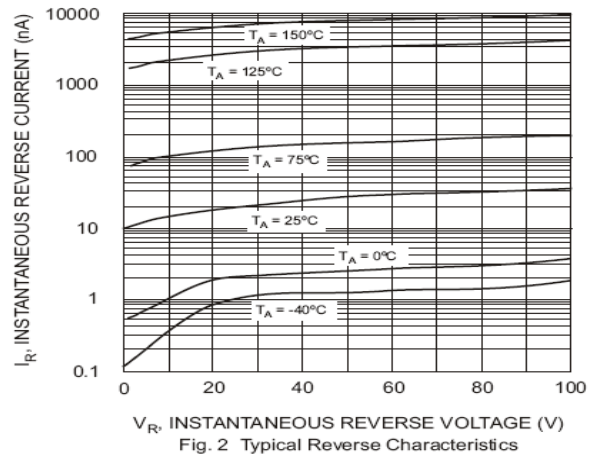
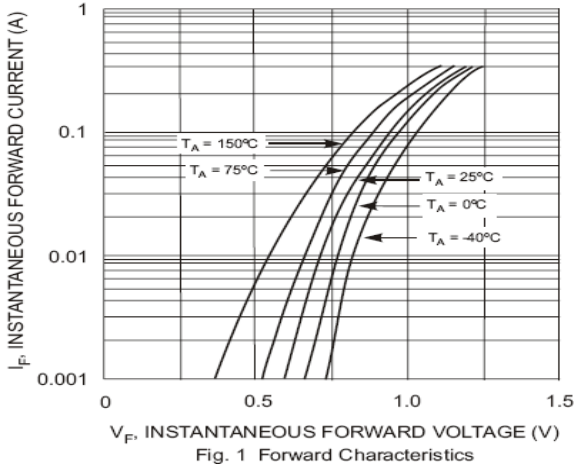
Thermal Characteristics

Parameter	Symbol	Value	Unit
Power Dissipation	P _D	200	mW
Thermal Resistance Junction-to-Air	R _{θJA}	625	°C/W
Operating Junction Temperature Range	T _J	-65 ~ +150	°C
Storage Temperature Range	T _{STG}	-65 ~ +150	°C

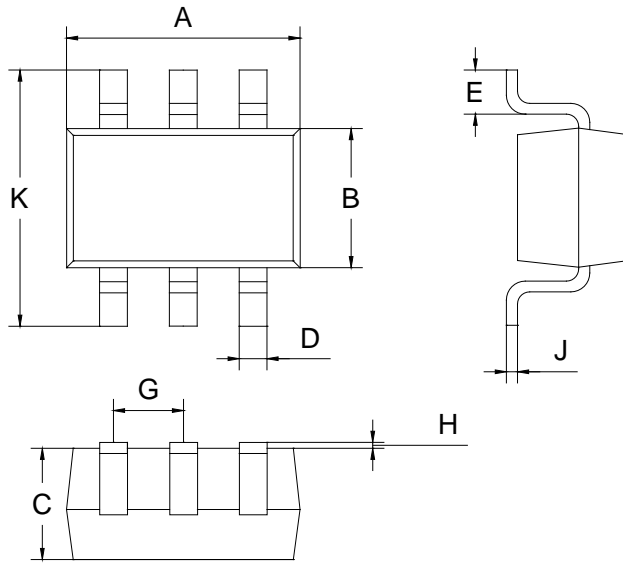
Electrical Characteristics (@ $T_A = 25^\circ\text{C}$ unless otherwise specified)

Parameter	Symbol	Test Condition	Min.	Typ.	Max.	Unit
Reverse Breakdown Voltage	$V_{(BR)R}$	$I_R = 1\mu\text{A}$	100	-	-	V
Forward Voltage	V_F	$I_F = 1\text{mA}$	-	-	0.715	V
		$I_F = 10\text{mA}$	-	-	0.855	V
		$I_F = 50\text{mA}$	-	-	1.000	V
		$I_F = 150\text{mA}$	-	-	1.250	V
Maximum Peak Reverse Current	I_R	$V_R = 20\text{V}$	-	-	25	nA
		$V_R = 75\text{V}$	-	-	1	μA
		$V_R = 25\text{V}, T_J = 150^\circ\text{C}$	-	-	30	μA
		$V_R = 75\text{V}, T_J = 150^\circ\text{C}$	-	-	50	μA
Total Capacitance	C_J	$V_R = 0\text{V}, f = 1.0\text{MHz}$	-	-	2	pF
Reverse Recovery Time	t_{rr}	$I_F = I_R = 10\text{mA}$ $I_{rr} = 0.1 \times I_R, R_L = 100\Omega$	-	-	4	ns

Ratings and Characteristics Curves (@ $T_A = 25^\circ\text{C}$ unless otherwise specified)



Package Outline Dimensions (Unit: mm)



SOT-363		
Dimension	Min.	Max.
A	2.00	2.20
B	1.15	1.35
C	0.85	1.05
D	0.15	0.35
E	0.25	0.40
G	0.60	0.70
H	0.02	0.10
J	0.05	0.15
K	2.20	2.40

Mounting Pad Layout (Unit: mm)

SOT-363

