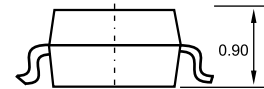
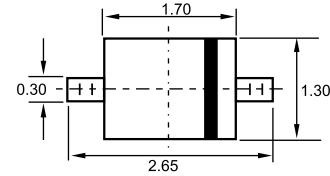


## SOD-323



## Features

- ✧ Fast switching.
- ✧ Designed for surface mount application.
- ✧ Plastic material-UL recognition flammability classification 94V-0

## Applications

- ✧ Surface mount fast switching diode

Dimensions in inches and (millimeters)

## Ordering Information

Type No.	Marking	Package Code
BAS20H	JR	SOD-323

## MAXIMUM RATING @ Ta=25°C unless otherwise specified

Characteristic	Symbol	Value	Unit
Continuous Reverse Voltage	$V_R$	200	V
Repetitive Peak Reverse Voltage	$V_{RRM}$	200	V
Forward Continuous Current	$I_F$	200	mA
Peak forward surge current	$I_{FSM}$	625	mA
Power Dissipation	$P_d$	200	mW
Thermal Resistance Junction to Ambient	$R_{\theta JA}$	635	°C/W
Junction and Storage Temperature Range	$T_j, T_{STG}$	-55 to +150	°C

## ELECTRICAL CHARACTERISTICS @ Ta=25°C unless otherwise specified

Characteristic	Symbol	Min	Max	Unit	Test Condition
Reverse Breakdown Voltage	$V_{(BR)R}$	250	-	V	$I_R=100\mu A$
Forward Voltage	$V_F$	-	1000 1250	mV	$I_F=100mA$ $I_F=200mA$
Reverse Current	$I_R$	-	1.0 100	$\mu A$	$V_R=200V$ $V_R=200V, T_j=150^\circ C$
Diode Capacitance	$C_D$	-	5	pF	$V_R=0, f=1.0MHz$
Reverse Recovery Time	$t_{rr}$	-	50	ns	$I_F=I_R=30mA, R_L=100\Omega$



TYPICAL CHARACTERISTICS @ Ta=25°C unless otherwise specified

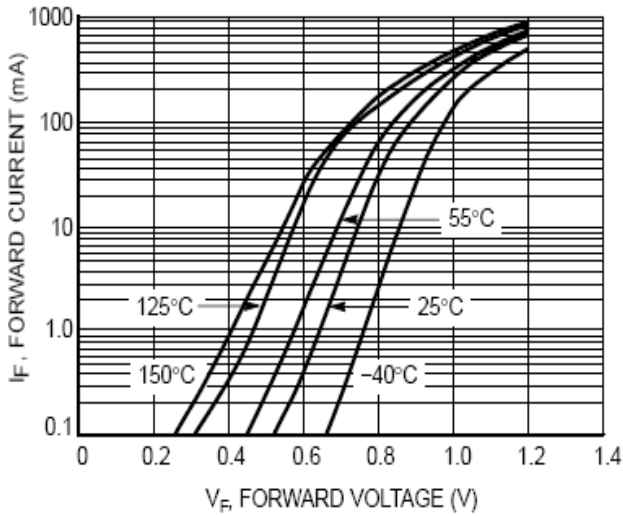


Figure 2. Forward Current

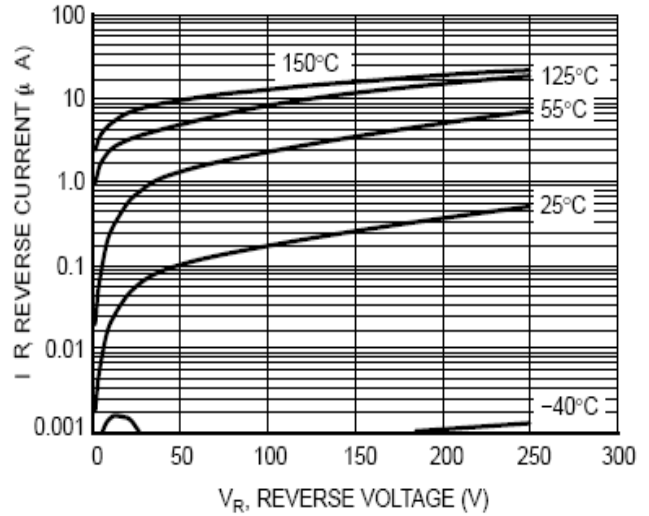


Figure 3. Leakage Current

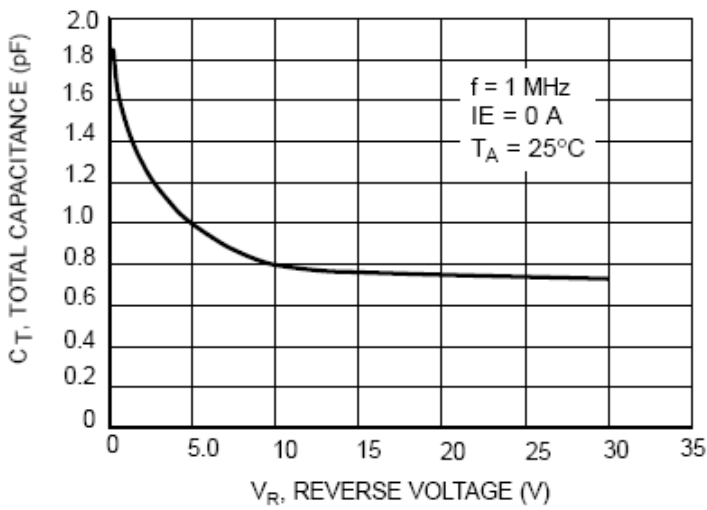


Figure 4. Total Capacitance

PACKAGE	SPQ/PCS	CARTON SPQ/PCS	CARTON SIZE/CM	CARTON GW/KG	CARTON NW/KG
SOD-323	3000/REEL	180000	44X44X22	9.00	8.00