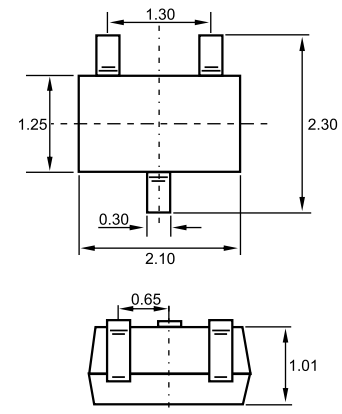

SOT-323


Dimensions in inches and (millimeters)

Features

- ✧ Fast $t_{rr} < 4.0\text{ns}$.
- ✧ Low $C_D < 1.0\text{pF}$.
- ✧ Pb/RoHS Free.

Applications

- ✧ For high speed switching applications.

Ordering Information

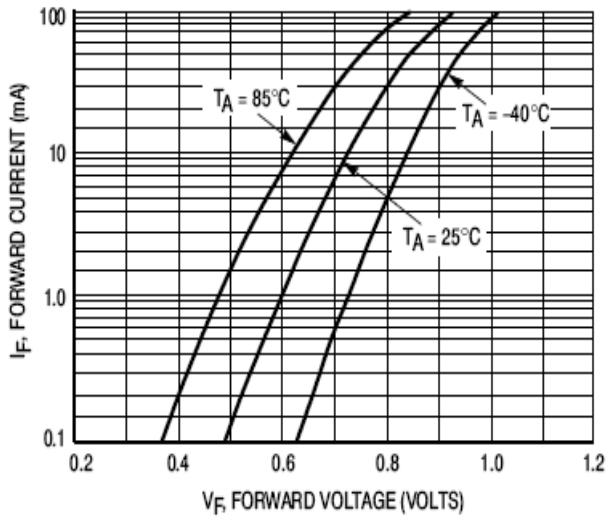
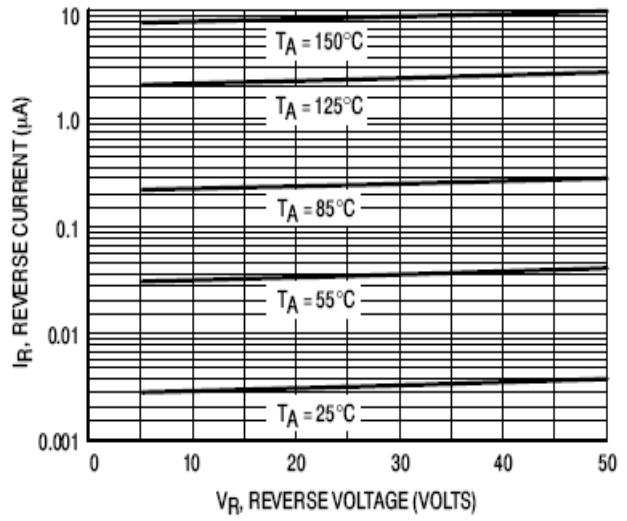
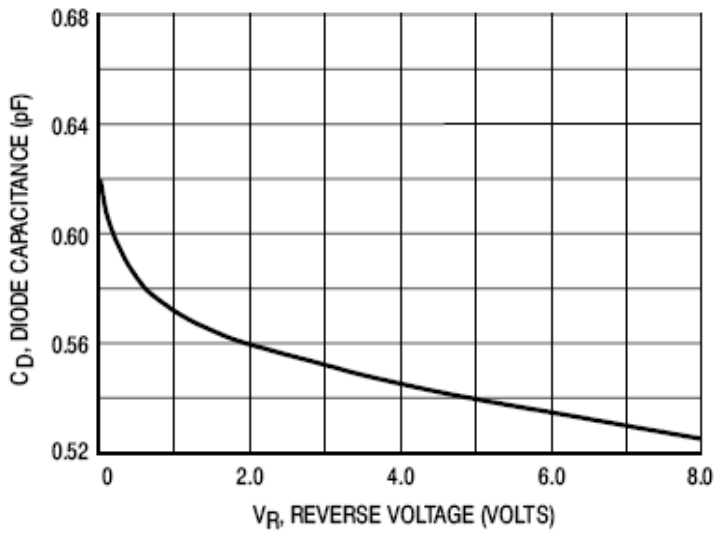
Type No.	Marking	Package Code
M1MA174	J6	SOT-323

MAXIMUM RATING @ $T_a=25^\circ\text{C}$ unless otherwise specified

Parameter	Symbol	Limits	Unit
Continuous reverse voltage	V_R	100	V
Forward output Current	I_F	200	mA
Peak Forward Surge Current (10 μs)	I_{FSM}	500	mA
Power Dissipation	P_d	200	mW
Thermal resistance, junction to ambient	$R_{\theta JA}$	625	$^\circ\text{C}/\text{W}$
Junction temperature	T_j	150	$^\circ\text{C}$
Storage temperature range	T_{stg}	-55--+150	$^\circ\text{C}$

ELECTRICAL CHARACTERISTICS @ $T_a=25^\circ\text{C}$ unless otherwise specified

Parameter	Symbol	Test conditions	MIN	MAX	UNIT
Reverse Breakdown voltage	$V_{(BR)}$	$I_R=100\mu\text{A}$	100		V
Reverse current	I_R	$V_R=20\text{V}$ $V_R=75\text{V}$		25 5.0	nA μA
Forward voltage	V_F	$I_F=10\text{mA}$		1.0	V
Diode capacitance	C_D	$V_R=0\text{V}, f=1\text{MHz}$		4.0	pF
Reverse recovery time	t_{rr}	$I_F=I_R=10\text{mA}$		4.0	ns


TYPICAL CHARACTERISTICS @ $T_a=25^\circ\text{C}$ unless otherwise specified

Figure 2. Forward Voltage

Figure 3. Leakage Current

Figure 4. Capacitance