

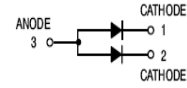


FEATURES

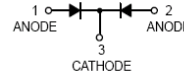
- Ultra-Small surface mount package
- Fast switching speed
- For general purpose switching applications
- High conductance



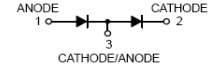
MMBD4448HT



MMBD4448HTA



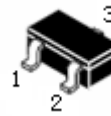
MMBD4448HTC



MMBD4448HTS

APPLICATIONS

- General purpose switching application



SOT-523

ORDERING INFORMATION

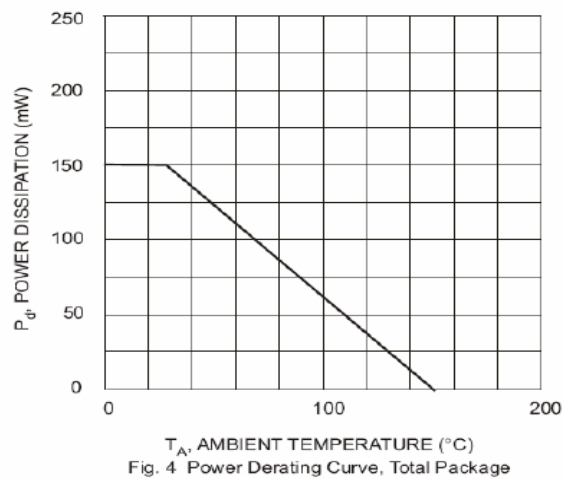
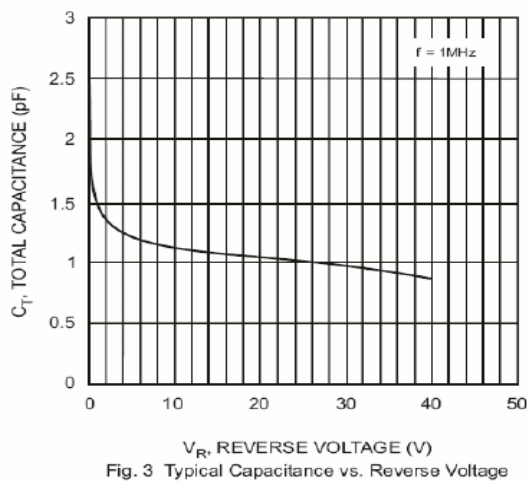
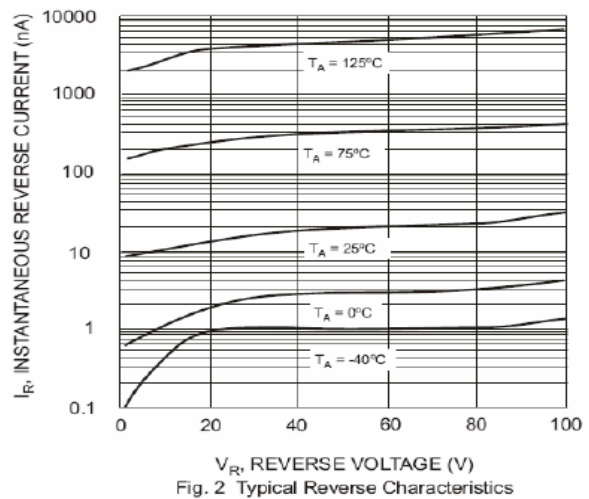
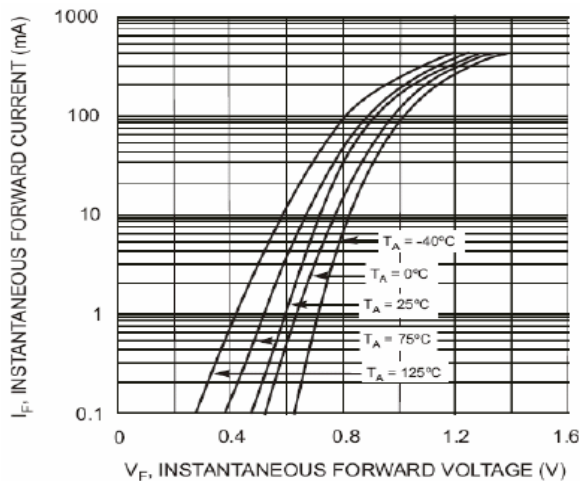
Type No.	Marking	Package Code
MMBD4448HT	A3	SOT-523
MMBD4448HTA	A6	SOT-523
MMBD4448HTC	A7	SOT-523
MMBD4448HTS	AB	SOT-523

MAXIMUM RATING @ Ta=25°C unless otherwise specified

Symbol	Parameter	Value	Units
V_{RM}	Non-repetitive peak reverse voltage	100	V
V_{RRM}	Peak repetitive reverse voltage	85	V
V_{RWM}	Working peak reverse voltage		
V_R	DC reverse voltage		
$V_{R(RMS)}$	RMS reverse voltage	57	V
I_O	Peak rectified output current	250	mA
I_{FSM}	Non-repetitive peak forward surge current	@t=1.0μs	4.0
		@t=1.0s	2.0
P_D	Power dissipation	150	mW
$R_{θJA}$	Thermal resistance junction to ambient	833	°C/W
T_j, T_{stg}	Junction and Storage Temperature	-65 to +150	°C

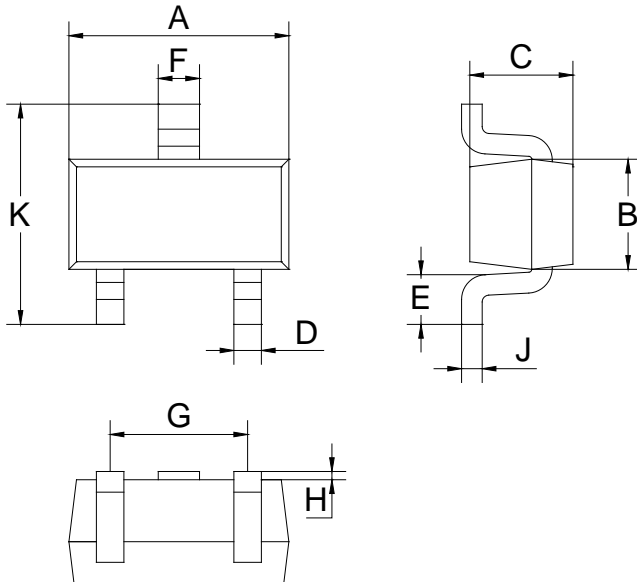
ELECTRICAL CHARACTERISTICS @ Ta=25°C unless otherwise specified

Parameter	Symbol	Test conditions	MIN	MAX	UNIT
Reverse breakdown voltage	$V_{(BR)R}$	$I_R=2.5\mu A$	80		V
Leakage current	I_R	$V_R=70V$ $V_R=20V$		0.1 25	μA nA
Forward voltage	V_F	$I_F=5mA$ $I_F=10mA$ $I_F=100mA$ $I_F=150mA$	0.62	0.72 0.855 1.0 1.25	V
Typical total capacitance	C_T	$V_R=6V, f=1MHz$		3.5	pF
Reverse recovery Time	t_{rr}	$V_R=6V, I_F=5mA$		4.0	ns

TYPICAL CHARACTERISTICS @ Ta=25°C unless otherwise specified


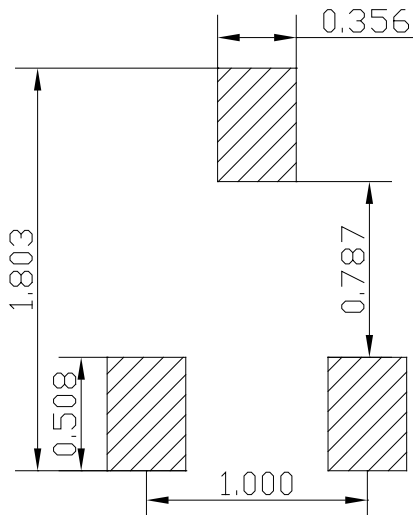
PACKAGE OUTLINE

Plastic surface mounted package



SOT-523		
Dim	Min	Max
A	1.50	1.70
B	0.75	0.85
C	0.60	0.80
D	0.15	0.30
E	0.30	0.40
F	0.25	0.40
G	0.90	1.10
H	0.02	0.10
J	0.08	0.18
K	1.45	1.75
All Dimensions in mm		

SOLDERING FOOTPRINT



Unit: mm

PACKAGE INFORMATION

Device	Package	Shipping
MMBD4448HT/HTA/HTC/HTS	SOT-523	3000 pcs / Tape & Reel