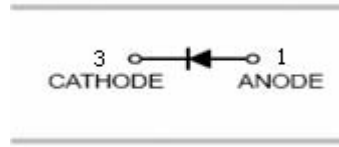
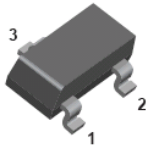




### SOT-23

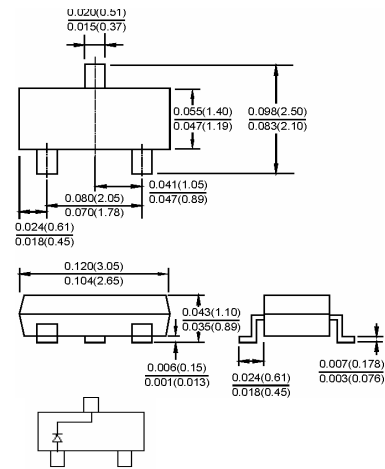


### Features

- Fast reverse recovery time:  $t_{rr}=20\text{ns}(\text{typ})$ .
- Low forward voltage:  $V_F=0.50\text{V}(\text{typ})$ .
- High average forward current:  $I_O=0.5\text{A}(\text{max.})$

### Applications

- Ultra high speed switching application.



Dimensions in inches and (millimeters)

### Ordering Information

Type No.	Marking	Package Code
1SS344	H9	SOT-23

### MAXIMUM RATING @ $T_a=25^\circ\text{C}$ unless otherwise specified

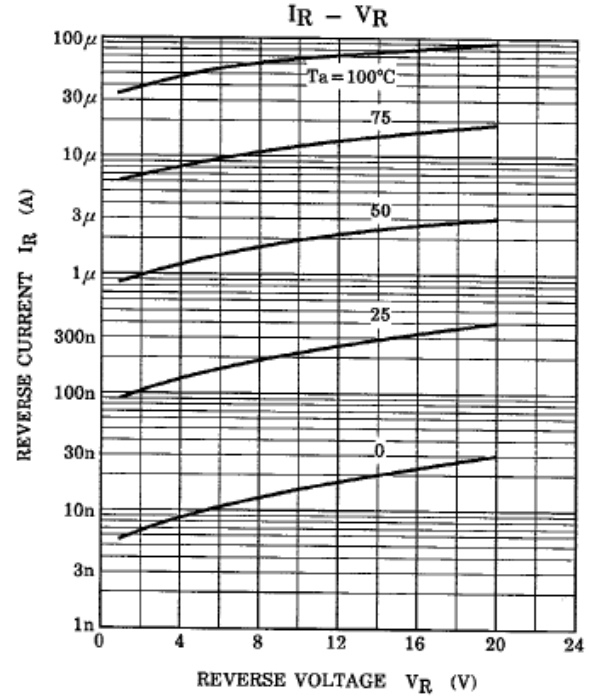
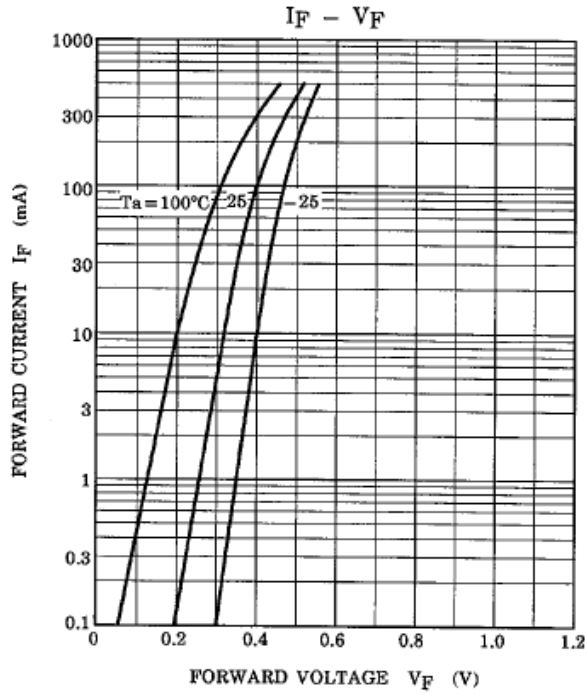
Characteristic	Symbol	Limits	Unit
Non-Repetitive Peak Reverse Voltage	$V_{RM}$	25	V
DC Reverse Voltage	$V_R$	20	V
Forward Current(max)	$I_{FM}$	1500	mA
Average forward Output current	$I_o$	500	mA
Peak forward surge current @=1.0ms	$I_{FSM}$	5	A
Power Dissipation	$P_d$	200	mW
Operating Junction Temperature Range	$T_j$	125	$^\circ\text{C}$
Storage Temperature Range	$T_{STG}$	-55 to +125	$^\circ\text{C}$

### ELECTRICAL CHARACTERISTICS @ $T_a=25^\circ\text{C}$ unless otherwise specified

Characteristic	Symbol	Min.	Typ.	MAX.	UNIT	Test Condition
Forward Voltage	$V_F$		0.30 0.38 0.50	0.55	V	$I_F=10\text{mA}$ $I_F=100\text{mA}$ $I_F=500\text{mA}$
Reverse Leakage Current	$I_R$			20 100	$\mu\text{A}$	$V_R=10\text{V}$ $V_R=20\text{V}$
Diode Capacitance	$C_D$		120		pF	$V_R=0\text{V}, f=1\text{MHz}$
Reverse Recovery Time	$t_{rr}$		20		ns	$I_F=I_R=10\text{mA}, I_{rr}=0.1 * I_R$



TYPICAL CHARACTERISTICS @ Ta=25°C unless otherwise specified



PACKAGE	SPQ/PCS	CARTON SPQ/PCS	CARTON SIZE/CM	CARTON GW/KG	CARTON NW/KG
SOT-23	3000/REEL	90000	40X20X22	5.00	4.00