



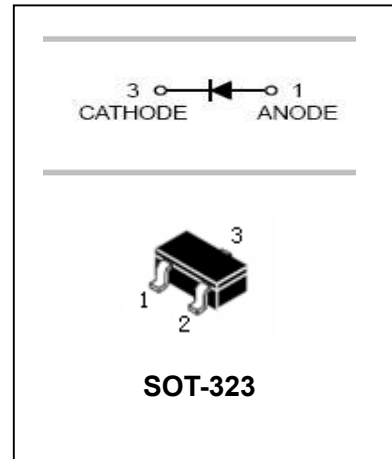
FEATURES

- Small total capacitance.
- Low reverse current.
- Low forward voltage: $V_F=0.38V(\text{typ})$.

APPLICATIONS

- For general purpose applications.

ORDERING INFORMATION



Type No.	Marking	Package Code
1SS401	D9	SOT-323

MAXIMUM RATING @ $T_a=25^\circ\text{C}$ unless otherwise specified

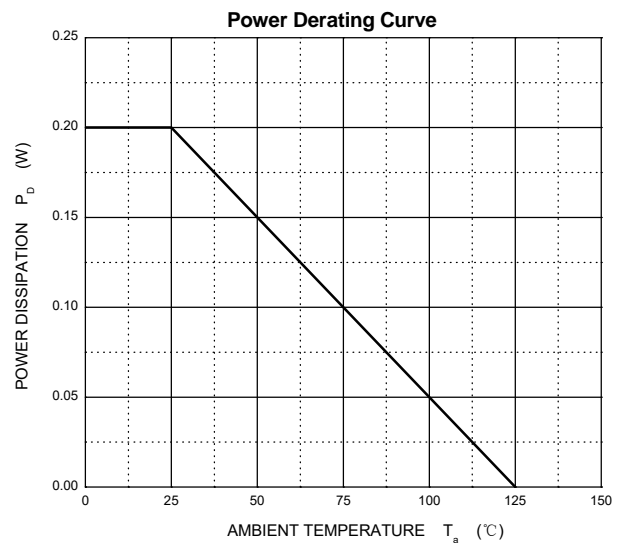
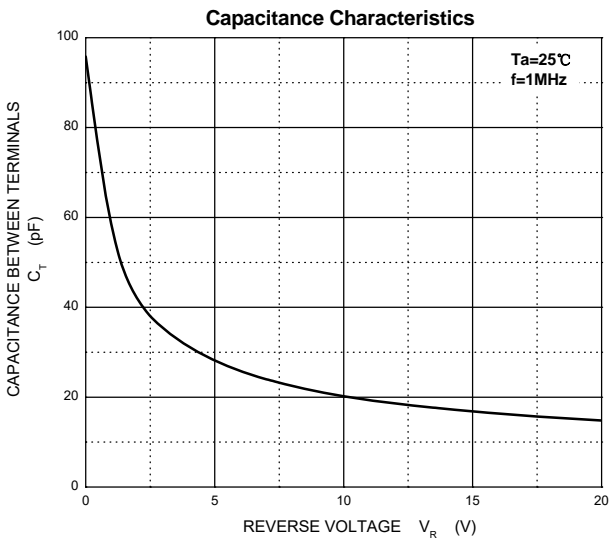
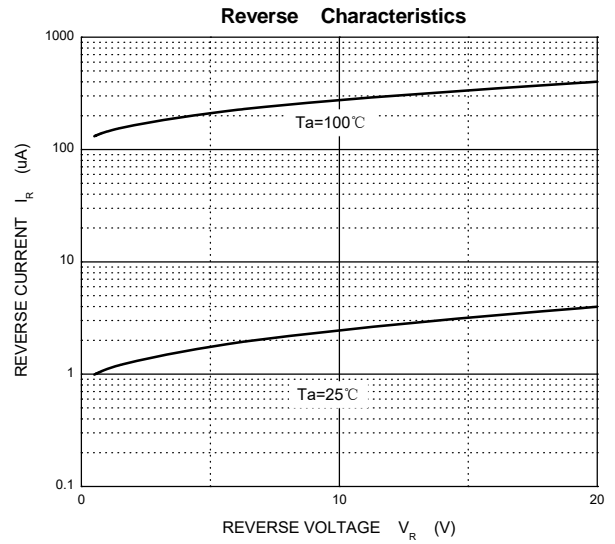
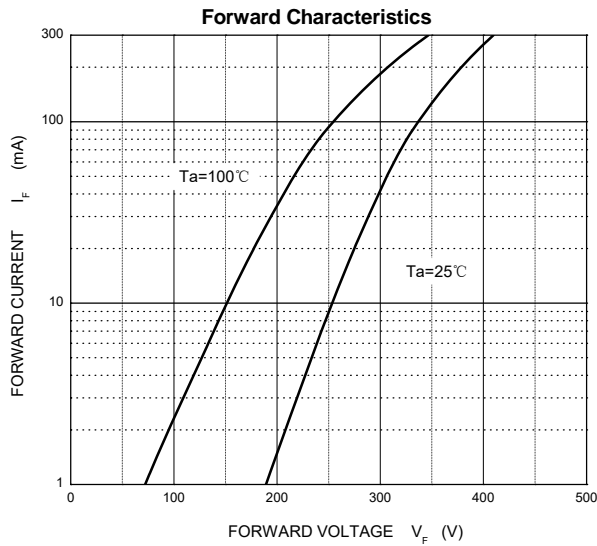
Parameter	Symbol	Limits	Unit
Non-Repetitive Peak reverse voltage	V_{RM}	25	V
Diode reverse voltage	V_R	20	V
Average rectified output current	I_O	300	mA
Power Dissipation	P_d	100	mW
Junction temperature	T_j	125	$^\circ\text{C}$
Storage temperature range	T_{stg}	-55 to +125	$^\circ\text{C}$

ELECTRICAL CHARACTERISTICS @ $T_a=25^\circ\text{C}$ unless otherwise specified

Parameter	Symbol	Test conditions	MIN	Typ.	MAX	UNIT
Reverse breakdown voltage	$V_{(BR)R}$	$I_R=100\mu\text{A}$	20			V
Reverse current	I_R	$V_R=20\text{V}$			50	μA
Forward voltage	V_F	$I_F=1\text{mA}$ $I_F=10\text{mA}$ $I_F=300\text{mA}$		0.16 0.22 0.38	0.45	V
Diode capacitance	C_D	$V_R=0\text{V}, f=1\text{MHz}$		46		pF



Ratings and Characteristics Curve(TA=25°C unless otherwise noted)

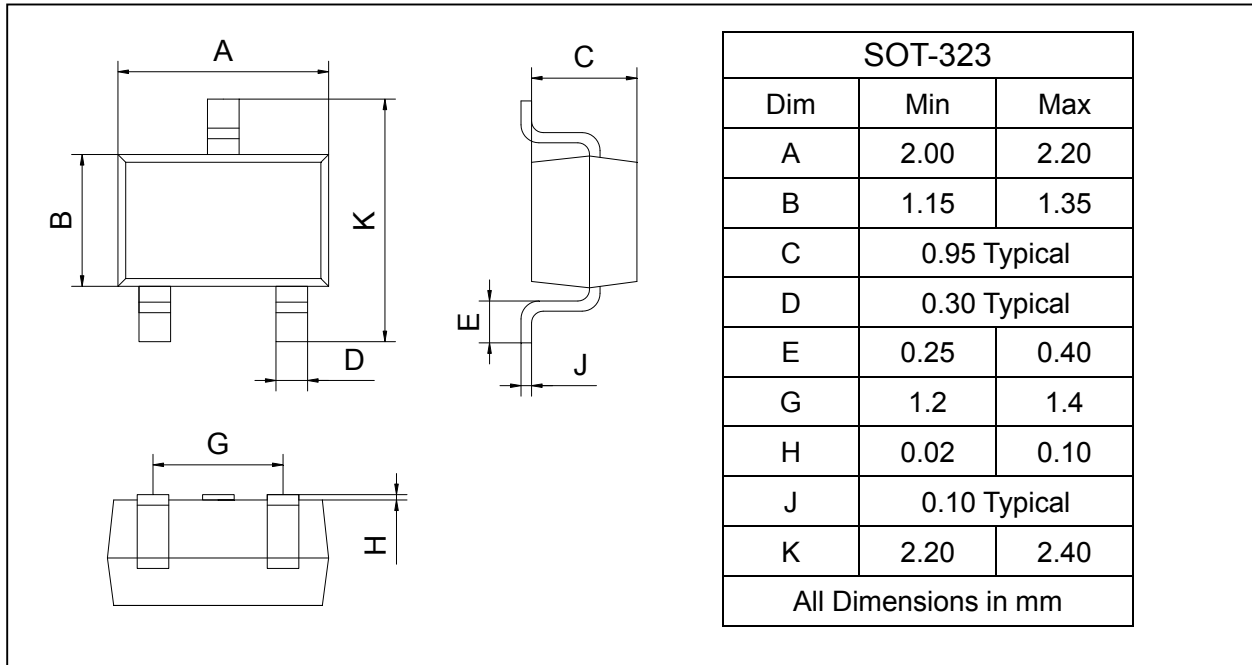


Ratings and Characteristics Curve (TA=25°C unless otherwise noted)

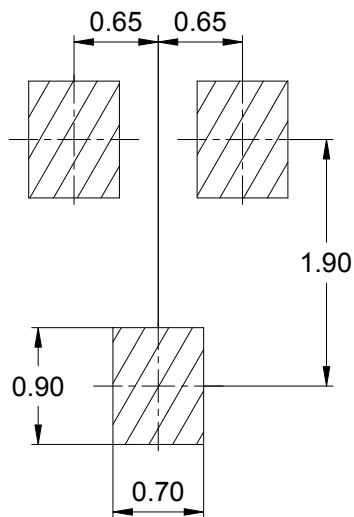
PACKAGE OUTLINE

Plastic surface mounted package

SOT-323



SOLDERING FOOTPRINT



Unit : mm

PACKAGE INFORMATION

Device	Package	Shipping
1SS401	SOT-323	3000/Tape&Reel