



Reverse Voltage:20-40Volts
Forward Current:0.20Amps



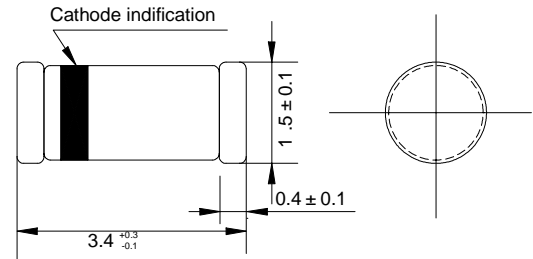
Features

- ◇ For general purpose applications
- ◇ Metal silicon schottky barrier device which is protected by a PN junction guard ring. The low forward voltage drop and fast switching make it ideal for protection of MOS devices, steering, biasing and coupling diodes for fast switching and low logic level applications

Mechanical Data

- ◇ Case: JEDEC MINI-MELF
- ◇ Polarity: Color band denotes cathode end
- ◇ Weight: Approx. 0.031 gram

MINI-MELF



Dimensions in millimeters

ABSOLUTE RATINGS(LIMITING VALUES)

	Symbols	LL103A	LL103B	LL103C	UNITS
Peak reverse voltage	V_{RRM}	40	30	20	V
Power dissipation (Infinite Heat Sink)	P_{tot}	400 ¹⁾			mW
Single cycle surge 60Hz sine wave	I_{FSM}	15			A
Forward continuous current	I_{AV}	200			mA
Junction temperature	T_J	125			°C
Storage temperature range	T_{STG}	-55 ---+ 150			°C

1)Valid provided that leads at a distance of 4mm from case are kept at ambient temperature

ELECTRICAL CHARACTERISTICS

(Ratings at 25°C ambient temperature unless otherwise specified)

	Symbols	Min.	Typ.	Max.	UNITS
Reverse breakdown voltage @ $I_R=50 \mu A$	LL103A LL103B LL103C V_R	40 30 20	-	-	V
Leakage current @ $V_R=50V$	LL103A, $V_R=30V$ LL103B, $V_R=20V$ LL103C, $V_R=10V$ I_R	-	-	5.0	μA
Forward voltage drop @ $I_F=20mA$ $I_F=200mA$	V_F	-	-	0.37 0.6	V
Junction capacitance @ $V_R=0V, f=1MHz$	C_J	-	50	-	pF
Reverse recovery time @ $I_F=I_R=50mA$, recover to 0.1 I_R	t_{rr}	-	10	-	ns
Thermal resistance junction to ambient air	$R_{\theta JA}$	-	250	-	K/W



Ratings AND Characteristic Curves

FIG.1 – TYPICAL VARIATION OF FWD. CURRENT VS FWD. VOLTAGE FOR PRIMARY CONDUCTION THROUGH THE SCHOTTKY BARRIER

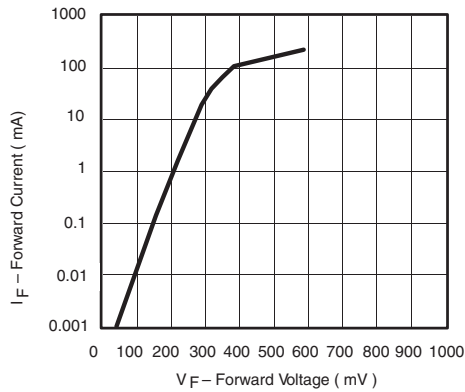


FIG.2 – TYPICAL FORWARD CONDUCTION CURVE OF COMBINATION SCHOTTKY BARRIER AND PN JUNCTION GUARD RING

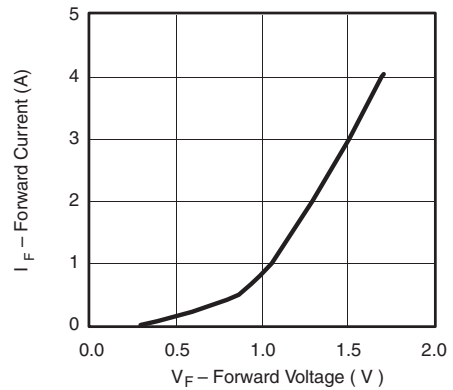


FIG.3 – TYPICAL VARIATION OF REVERSE CURRENT AT VARIATION TEMPERATURES

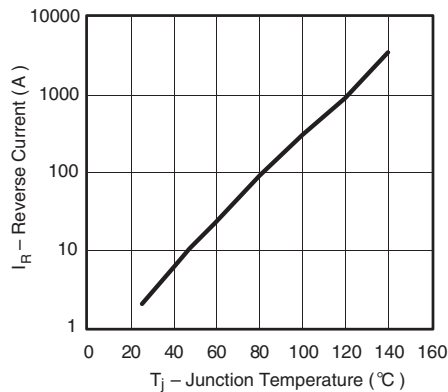
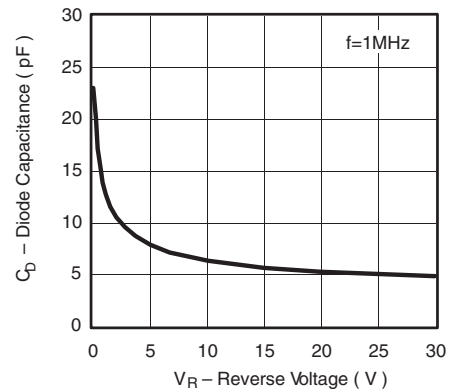


FIG.4 – TYPICAL CAPACITANCE CURVE AS A JUNCTION OF REVERSE VOLTAGE



Package	Reel	Reel Size	Box	Box Size(mm)	Carton	Carton Size(mm)
minimelf	2500pcs	7inch	20000pcs	186×186×105	120,000pcs	443×215×305