

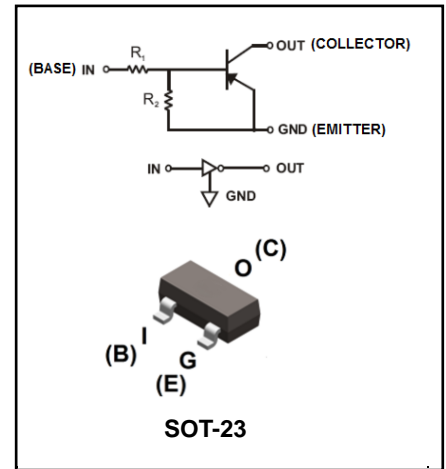


Features

- Epitaxial planar die construction
- Collector Current: 500mA
- Built-in biasing resistors (R_1 : 1k Ω , R_2 : 10k Ω)

Mechanical Data

- Case: SOT-23
- Molding Compound: UL Flammability Classification Rating 94V-0
- Terminals: Matte tin-plated leads; solderability-per MIL-STD-202, Method 208



Ordering Information

Part Number	Package	Shipping Quantity	Marking Code
DTB113ZCA	SOT-23	3000 pcs / Tape & Reel	G11

Maximum Ratings (@ $T_A = 25^\circ\text{C}$ unless otherwise specified)

Parameter	Symbol	Value	Unit
Supply Voltage	V_{CC}	-50	V
Input Voltage	V_I	-10 to 5	V
Collector Current	I_C	-500	mA

Thermal Characteristics

Parameter	Symbol	Value	Unit
Power Dissipation ($T_A = 25^\circ\text{C}$)	P_D	200	mW
Thermal Resistance Junction-to-Air	$R_{\theta JA}$	625	$^\circ\text{C/W}$
Operating Junction Temperature Range	T_J	-55 ~ +150	$^\circ\text{C}$
Storage Temperature Range	T_{STG}	-55 ~ +150	$^\circ\text{C}$



Electrical Characteristics (@ $T_A = 25^\circ\text{C}$ unless otherwise specified)

Parameter	Symbol	Test Condition	Min.	Typ.	Max.	Unit
Input Voltage	$V_{I(OFF)}$	$V_{CC} = -5V, I_o = -100\mu A$	-0.3	-	-	V
Input Voltage	$V_{I(ON)}$	$V_o = -0.3V, I_o = -20mA$	-	-	-3	V
Output Voltage	$V_{O(on)}$	$I_o = -50mA, I_i = -2.5mA$	-	-	-0.3	V
Input Current	I_i	$V_i = -5V$	-	-	-7.2	mA
Output Current	$I_{O(off)}$	$V_{CC} = -50V, V_i = 0V$	-	-	-0.5	μA
DC Current Gain	G_i	$V_o = -5V, I_o = -50mA$	56	-	-	-
Input Resistor	R_1		0.7	1	1.3	k Ω
Resistance ratio	R_2/R_1		8	10	12	-
Gain-Bandwidth Product	f_T	$V_{CE} = -10V, I_E = -50mA$ $f = 100MHz$	-	200	-	MHz



Ratings and Characteristic Curves (@ $T_A = 25^\circ\text{C}$ unless otherwise specified)

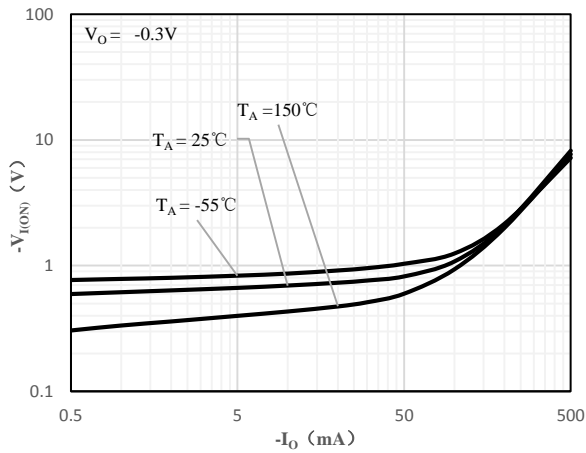


Fig 1 Input Voltage vs Output Current

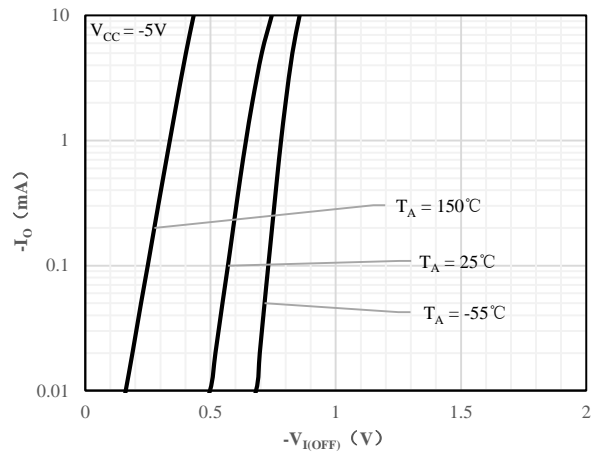


Fig 2 Output Current vs Input Voltage

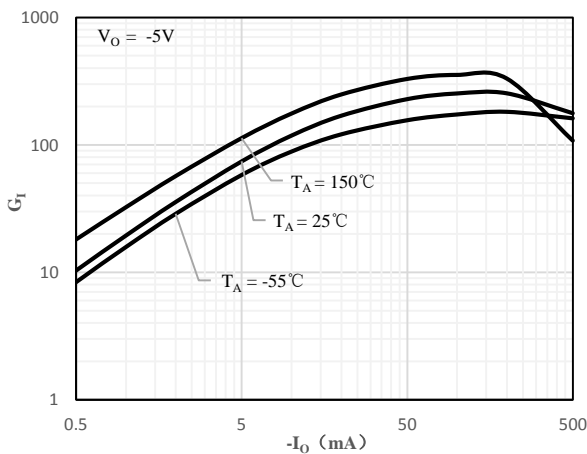


Fig 3 DC Current Gain vs Output Current

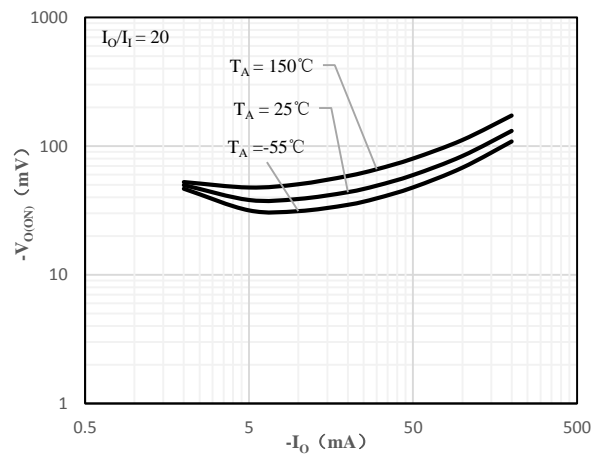


Fig 4 Output Voltage vs Output Current

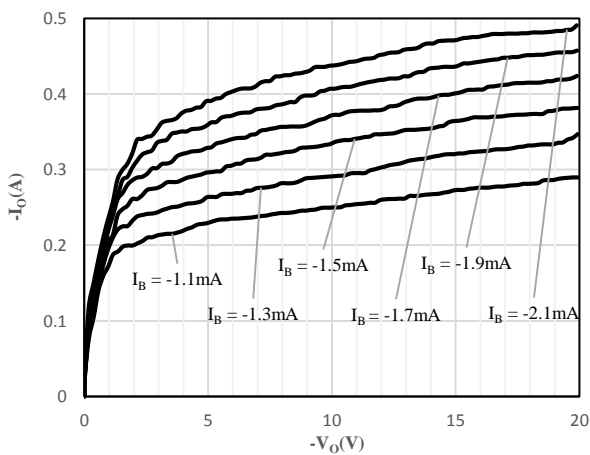


Fig 5 Output Current vs. Output Voltage

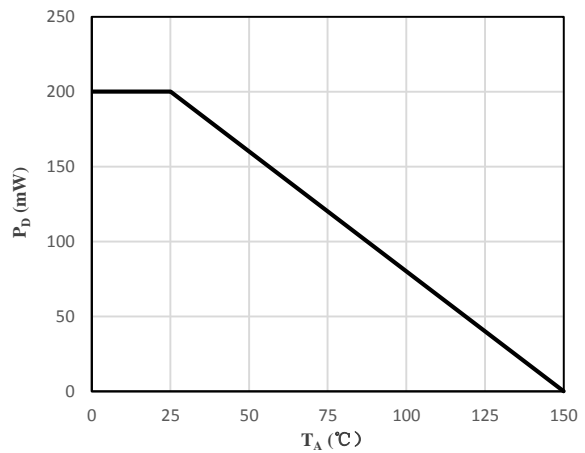
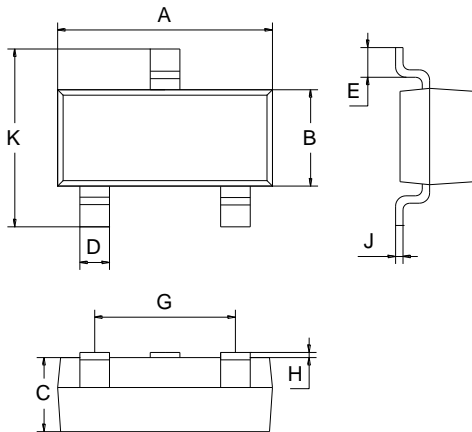


Fig 6 Power Dissipation vs. Air Temperature



Package Outline Dimensions (Unit: mm)



SOT-23		
Dimension	Min.	Max.
A	2.70	3.10
B	1.10	1.50
C	0.9	1.1
D	0.3	0.5
E	0.35	0.48
G	1.80	2.00
H	0.02	0.1
J	0.05	0.15
K	2.20	2.60

Package Outline Dimensions (Unit: mm)

SOT-23

