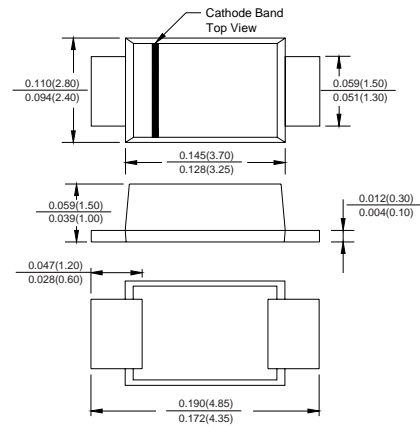




SMAF



FEATURES

- ◇ Schottky barrier rectifier
- ◇ Guarding protection
- ◇ Low forward voltage
- ◇ Reverse energy tested

MECHANICAL DATA

- ◇ Case: SMA molded plastic body
- ◇ Polarity: Color band denotes cathode end
- ◇ Mounting position: ANY

MAXIMUM RATINGS AND ELECTRICAL CHARACTERISTICS

Ratings at 25°C ambient temperature unless otherwise specified.

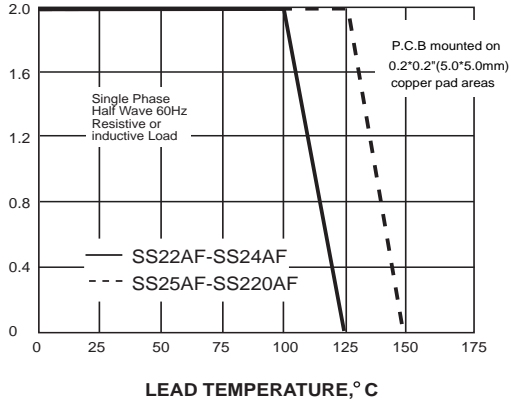
		SS22 AF	SS23 AF	SS24 AF	SS25 AF	SS26 AF	SS28 AF	SS29 AF	SS210 AF	SS215 AF	SS220 AF	UNITS
Device marking code		SS22F	SS23F	SS24F	SS25F	SS26F	SS28F	SS29F	SS210F	SS215F	SS220F	
Maximum repetitive peak reverse voltage	V_{RRM}	20	30	40	50	60	80	90	100	100	200	V
Maximum RMS voltage	V_{RWS}	14	21	28	35	42	56	63	70	105	150	V
Maximum DC blocking voltage	V_{DC}	20	30	40	50	60	80	90	100	100	200	V
Maximum average forward rectified current at $T_L=90^\circ\text{C}$	$I_{F(AV)}$	2.0										A
Peak forward surge current 8.3ms single half-sine-wave	I_{FSM}	50										A
Maximum instantaneous forward voltage @ $I_{FM}=2.0\text{A}$	V_F	0.50			0.75			0.85			V	
Maximum DC reverse current $T_A=25^\circ\text{C}$ at rated DC blocking voltage $T_A=100^\circ\text{C}$	I_R	0.5					10					m A
Maximum thermal resistance	$R_{\theta JL}$	17										$^\circ\text{C/W}$
Operating temperature range	T_J	-55 ---- +125										$^\circ\text{C}$
Storage temperature range	T_{STG}	-55 ---- +125										$^\circ\text{C}$

NOTE: 1. Pulse test: Pulse width 300us, duty cycle 1 %

Ratings and Characteristics Curve (TA=25°C unless otherwise noted)

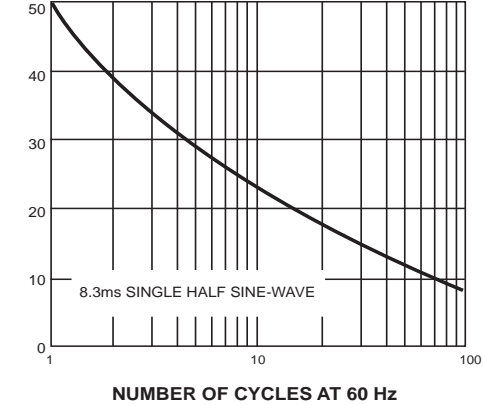
AVERAGE FORWARD RECTIFIED CURRENT, AMPERES

FIG. 1- FORWARD CURRENT DERATING CURVE



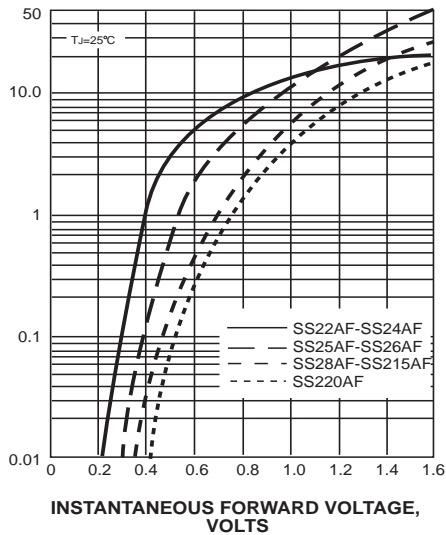
PEAK FORWARD SURGE CURRENT, AMPERES

FIG. 2-MAXIMUM NON-REPETITIVE PEAK FORWARD SURGE CURRENT



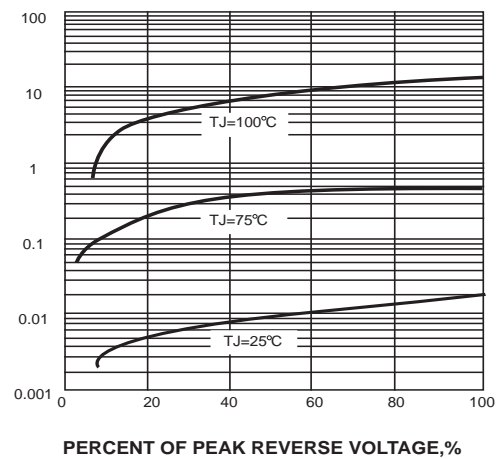
INSTANTANEOUS FORWARD CURRENT, AMPERES

FIG. 3-TYPICAL INSTANTANEOUS FORWARD CHARACTERISTICS



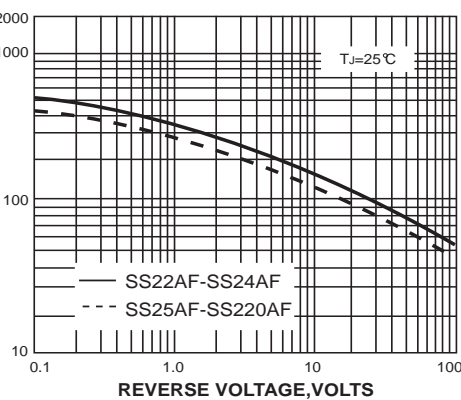
INSTANTANEOUS REVERSE CURRENT, MILLIAMPERES

FIG. 4-TYPICAL REVERSE CHARACTERISTICS



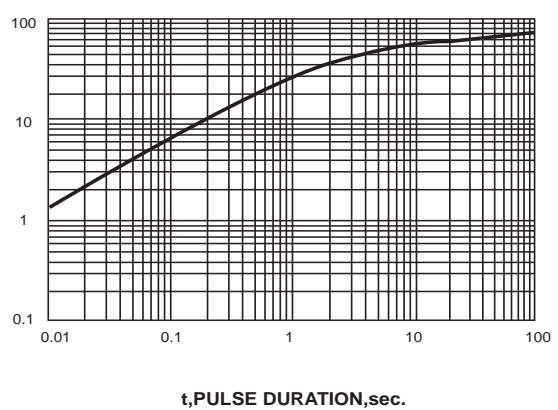
JUNCTION CAPACITANCE, pF

FIG. 5-TYPICAL JUNCTION CAPACITANCE



TRANSIENT THERMAL IMPEDANCE, °C/W

FIG. 6-TYPICAL TRANSIENT THERMAL IMPEDANCE



PACKAGE	SPQ/PCS	CARTON SPQ/PCS	CARTON SIZE/CM	CARTON GW/KG	CARTON NW/KG
SMAF	5000/REEL	80000	36X30.6X31	12.00	11.00