



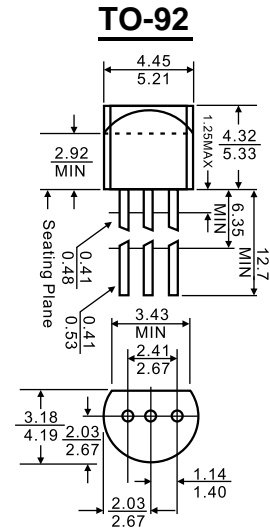
1. EMITTER
2. COLLECTOR
3. BASE

Features

◇ Complementary to KTA1271

MAXIMUM RATINGS ($T_A=25^{\circ}\text{C}$ unless otherwise noted)

Symbol	Parameter	Value	Units
V_{CB0}	Collector-Base Voltage	35	V
V_{CEO}	Collector-Emitter Voltage	30	V
V_{EBO}	Emitter-Base Voltage	5	V
I_C	Collector Current -Continuous	800	mA
P_C	Collector Power Dissipation	625	mW
T_J	Junction Temperature	150	$^{\circ}\text{C}$
T_{stg}	Storage Temperature	-55-150	$^{\circ}\text{C}$



Dimensions in inches and (millimeters)

ELECTRICAL CHARACTERISTICS ($T_{amb}=25^{\circ}\text{C}$ unless otherwise specified)

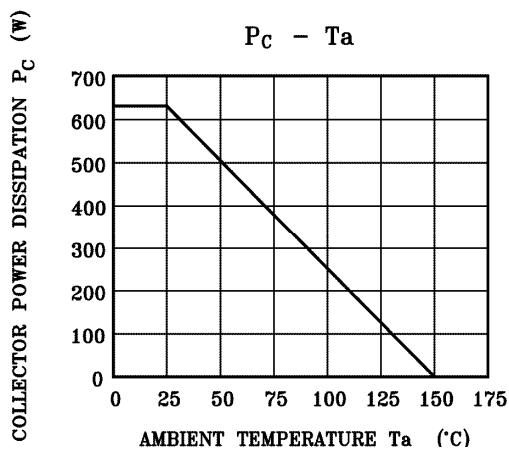
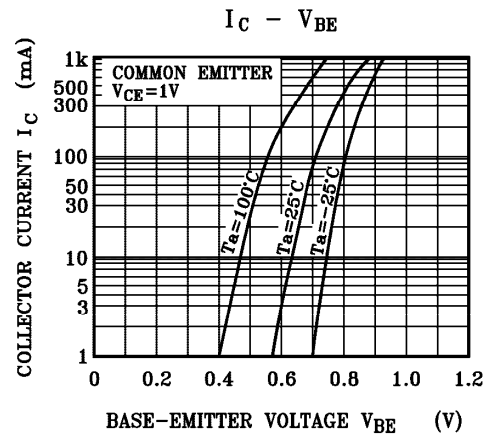
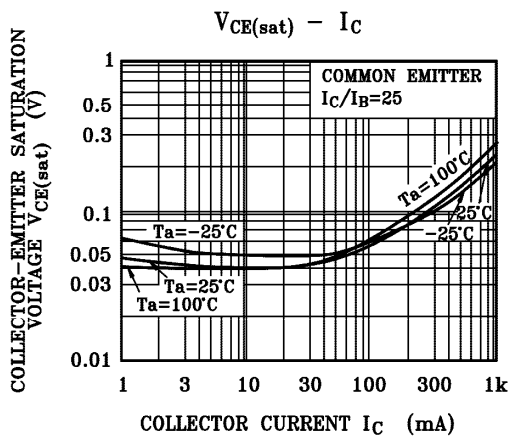
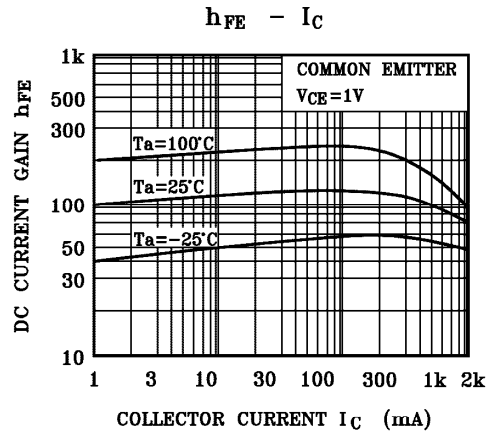
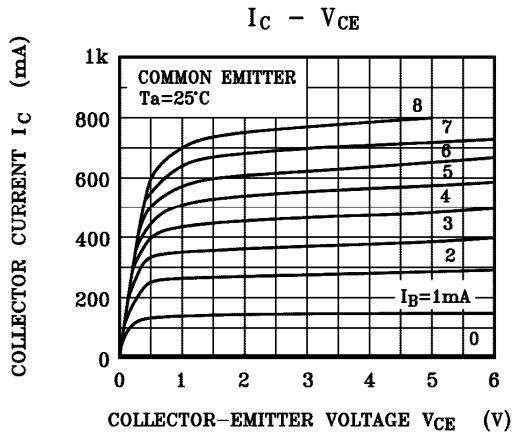
Parameter	Symbol	Test conditions	MIN	TYP	MAX	UNIT
Collector-base breakdown voltage	$V_{(BR)CBO}$	$I_C = 0.1\text{mA}, I_B = 0$	35			V
Collector-emitter breakdown voltage	$V_{(BR)CEO}$	$I_C = 10\text{mA}, I_B = 0$	30			V
Emitter-base breakdown voltage	$V_{(BR)EBO}$	$I_E = 0.1\text{mA}, I_C = 0$	5			V
Collector cut-off current	I_{CBO}	$V_{CB} = 35\text{V}, I_E = 0$			0.1	μA
Collector cut-off current	I_{CEO}	$V_{CE} = 25\text{V}, I_B = 0$			0.2	μA
Emitter cut-off current	I_{EBO}	$V_{EB} = 5\text{V}, I_C = 0$			0.1	μA
DC current gain	$h_{FE(1)}$	$V_{CE} = 1\text{V}, I_C = 100\text{mA}$	100		320	
	$h_{FE(2)}$	$V_{CE} = 1\text{V}, I_C = 700\text{mA}$	35			
Collector-emitter saturation voltage	$V_{CE(sat)}$	$I_C = 500\text{mA}, I_B = 20\text{mA}$			0.5	V
Base-emitter voltage	V_{BE}	$V_{CE} = 1\text{V}, I_C = 10\text{mA}$			0.8	V
Transition frequency	f_T	$V_{CE} = 5\text{V}, I_C = 10\text{mA}$		120		MHz
Collector Output Capacitance	C_{ob}	$V_{CB} = 10\text{V}, I_E = 0, f = 1\text{MHz}$		13		pF

CLASSIFICATION OF $h_{FE(1)}$

Rank	O	Y
Range	100-200	160-320



Typical Characteristics



Package	Packing	Quantity	Box	Box Size(mm)	Carton	Carton Size(mm)
TO-92	Bulk	1000pcs/BP	10,000pcs	245×170×100	100,000pcs	525×375×270
TO-92	Tape	2000pcs/TP	2000pcs	333×162×43	20,000pcs	350×340×250