

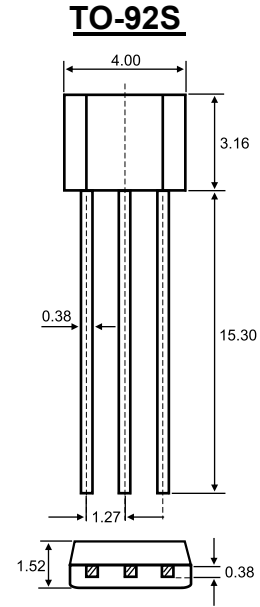
1. EMITTER
2. COLLECTOR
3. BASE

Features

- ✧ High voltage: $V_{CEO} = -50V$ (Min.)
- ✧ High h_{FE} : $h_{FE} = 70 \sim 400$
- ✧ Low noise: $NF = 1dB$ (Typ.), $10dB$ (Max.)
- ✧ Complementary to 2SC2458

MAXIMUM RATINGS ($T_A = 25^\circ C$ unless otherwise noted)

Symbol	Parameter	Value	Units
V_{CBO}	Collector- Base Voltage	-50	V
V_{CEO}	Collector-Emitter Voltage	-50	V
V_{EBO}	Emitter-Base Voltage	-5	V
I_C	Collector Current -Continuous	-0.15	A
P_C	Collector Power Dissipation	0.2	W
T_J	Junction Temperature	150	$^\circ C$
T_{stg}	Storage Temperature	-55-150	$^\circ C$



Dimensions in inches and (millimeters)

ELECTRICAL CHARACTERISTICS ($T_{amb} = 25^\circ C$ unless otherwise specified)

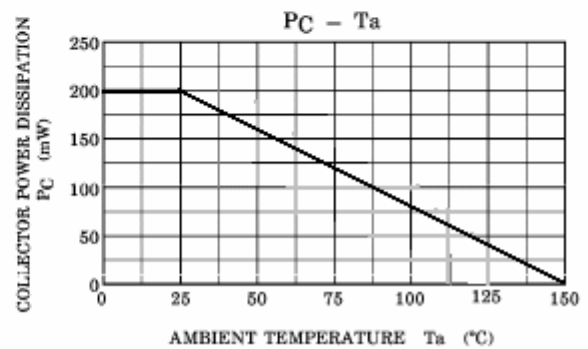
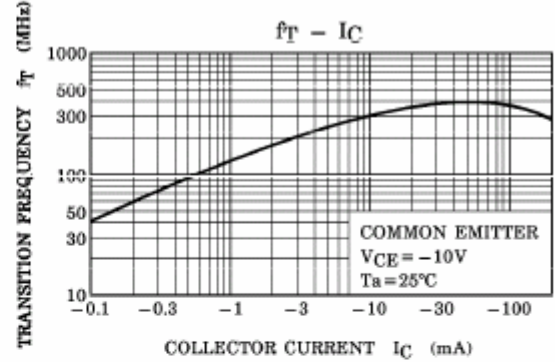
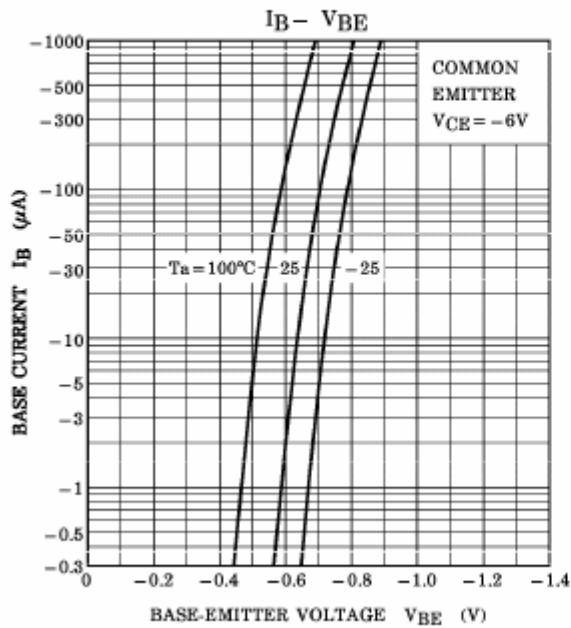
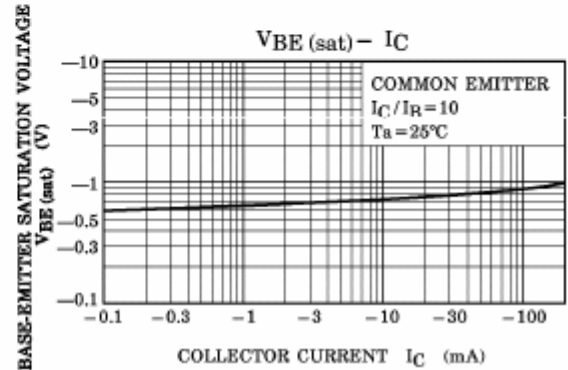
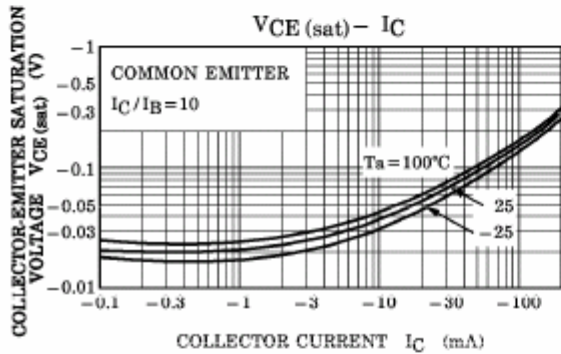
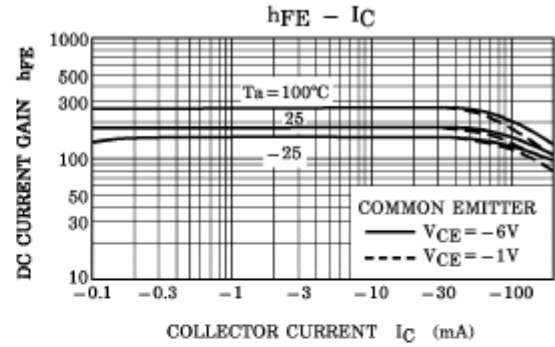
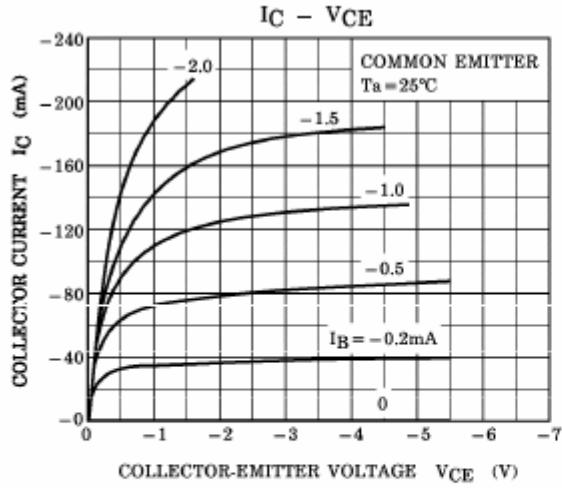
Parameter	Symbol	Test conditions	MIN	TYP	MAX	UNIT
Collector-base breakdown voltage	$V_{(BR)CBO}$	$I_C = -100 \mu A, I_E = 0$	-50			V
Collector-emitter breakdown voltage	$V_{(BR)CEO}$	$I_C = -1mA, I_B = 0$	-50			V
Emitter-base breakdown voltage	$V_{(BR)EBO}$	$I_E = -100 \mu A, I_C = 0$	-5			V
Collector cut-off current	I_{CBO}	$V_{CB} = -50 V, I_E = 0$			-0.1	μA
Emitter cut-off current	I_{EBO}	$V_{EB} = -5 V, I_C = 0$			-0.1	μA
DC current gain	h_{FE}	$V_{CE} = -6 V, I_C = -2mA$	70		400	
Collector-emitter saturation voltage	$V_{CE(sat)}$	$I_C = -100mA, I_B = -10mA$			-0.3	V
Transition frequency	f_T	$V_{CE} = -10 V, I_C = -1mA$	80			MHz
Collector output capacitance	C_{ob}	$V_{CB} = -10 V, I_E = 0, f = 1 MHz$			7	pF
Noise figure	NF	$V_{CE} = -6 V, I_C = -0.1 mA, f = 1 KHz, R_g = 10 K\Omega$			10	dB

CLASSIFICATION OF h_{FE}

Rank	O	Y	GR
Range	70-140	120-240	200-400



Typical Characteristics



Package	Packing	Quantity	Box	Box Size(mm)	Carton	Carton Size(mm)
TO-92S	Bulk	1000pcs/BP	10000pcs	245×170×100	100,000pcs	525×375×270
TO-92S	Tape	3000pcs/TP	3000pcs	333×162×43	30,000pcs	350×340×250