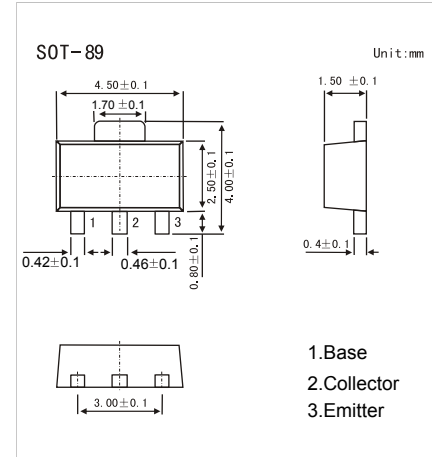




■ Features

- High breakdown voltage and high current.
- Low collector-emitter saturation voltage $V_{CE(sat)}$
- Good h_{FE} linearity.
- Complementary to 2SD1898



■ Absolute Maximum Ratings $T_a = 25^\circ\text{C}$

Parameter	Symbol	Rating	Unit
Collector - Base Voltage	V_{CB0}	-80	V
Collector - Emitter Voltage	V_{CE0}	-80	
Emitter - Base Voltage	V_{EB0}	-5	
Collector Current - Continuous	I_C	-1	A
Collector current -Pulse	I_{CP}	-2	
Collector Power Dissipation	P_C	0.5	W
		2	
Junction Temperature	T_J	150	$^\circ\text{C}$
Storage Temperature range	T_{stg}	-55 to 150	

■ Electrical Characteristics $T_a = 25^\circ\text{C}$

Parameter	Symbol	Test Conditions	Min	Typ	Max	Unit
Collector- base breakdown voltage	V_{CB0}	$I_C = -100 \mu\text{A}, I_E = 0$	-80			V
Collector- emitter breakdown voltage	V_{CE0}	$I_C = -1 \text{ mA}, I_B = 0$	-80			
Emitter - base breakdown voltage	V_{EB0}	$I_E = -100 \mu\text{A}, I_C = 0$	-5			
Collector-base cut-off current	I_{CBO}	$V_{CB} = -60\text{V}, I_E = 0$			-1	μA
Emitter cut-off current	I_{EBO}	$V_{EB} = -4\text{V}, I_C = 0$			-1	
Collector-emitter saturation voltage	$V_{CE(sat)}$	$I_C = -500 \text{ mA}, I_B = -50 \text{ mA}$			-0.4	V
Base - emitter saturation voltage	$V_{BE(sat)}$	$I_C = -500 \text{ mA}, I_B = -50 \text{ mA}$			-1.2	
DC current gain	h_{FE}	$V_{CE} = -3\text{V}, I_C = -100 \text{ mA}$	120		390	
Collector output capacitance	C_{ob}	$V_{CB} = -10\text{V}, I_E = 0, f = 1\text{MHz}$		20		pF
Transition frequency	f_T	$V_{CE} = -10\text{V}, I_E = 50 \text{ mA}, f = 100\text{MHz}$		100		MHz

■ Classification of h_{FE}

Type	2SB1260-Q	2SB1260-R
Range	120-270	180-390
Marking	BE Q*	BE R*



Typical Characteristics

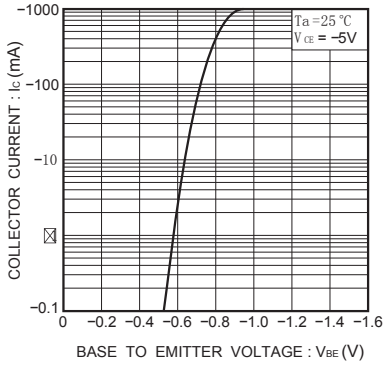


Fig.1 Grounded emitter propagation characteristics

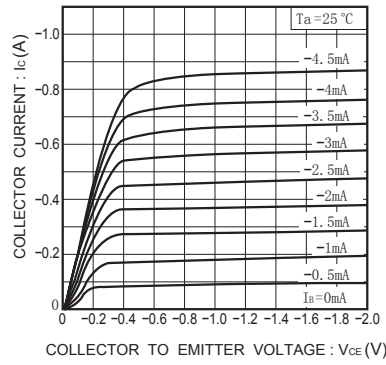


Fig.2 Grounded emitter output characteristics

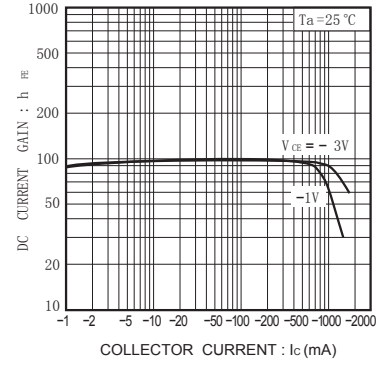


Fig.3 DC current gain vs. collector current

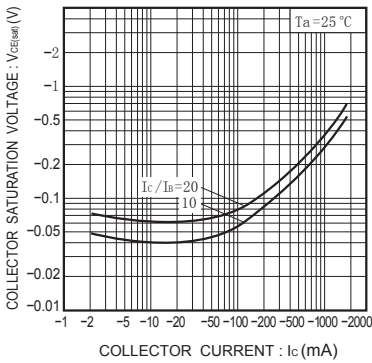


Fig.4 Collector-emitter saturation voltage vs. collector current

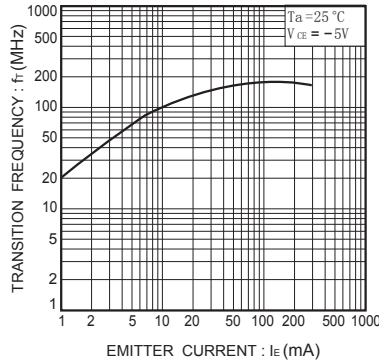


Fig.5 Gain bandwidth product vs. emitter current

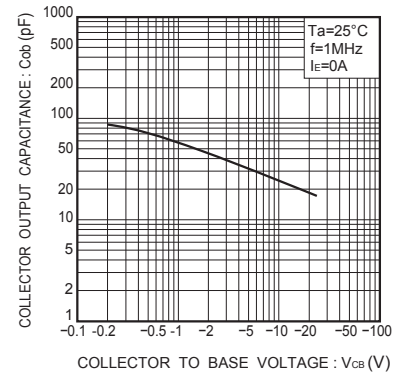


Fig.6 Collector output capacitance vs. collector-base voltage

Package	Reel	Reel Size	Box	Box Size(mm)	Carton	Carton Size(mm)
SOT -89	1000pcs	7inch	10,000pcs	203×203×195	40,000pcs	438×438×220