

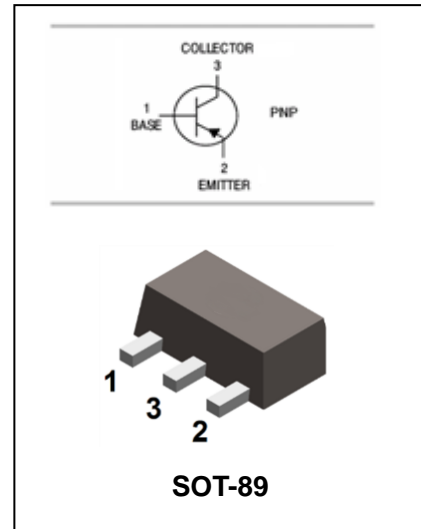


FEATURES

- Collector current ($I_C = 1.5A$)
- Complementary to SS8050
- Collector dissipation: $P_C = 1W$ ($T_C = 25^\circ C$)

APPLICATIONS

- High Collector Current.



ORDERING INFORMATION

Type No.	Marking	Package Code
SS8550	Y2	SOT-89

MAXIMUM RATING @ $T_a=25^\circ C$ unless otherwise specified

Symbol	Parameter	Value	Units
V_{CBO}	Collector-Base Voltage	-40	V
V_{CEO}	Collector-Emitter Voltage	-25	V
V_{EBO}	Emitter-Base Voltage	-6	V
I_C	Collector Current -Continuous	-1.5	A
P_C	Collector Dissipation	0.5	W
T_J, T_{STG}	Junction and Storage Temperature	-55 to +150	$^\circ C$


ELECTRICAL CHARACTERISTICS @ Ta=25°C unless otherwise specified

Parameter	Symbol	Test conditions	MIN	TYP	MAX	UNIT
Collector-base breakdown voltage	$V_{(BR)CBO}$	$I_C=-100\mu A, I_E=0$	-40			V
Collector-emitter breakdown voltage	$V_{(BR)CEO}$	$I_C=-2mA, I_B=0$	-25			V
Emitter-base breakdown voltage	$V_{(BR)EBO}$	$I_E=-100\mu A, I_C=0$	-6			V
Collector cut-off current	I_{CBO}	$V_{CB}=-35V, I_E=0$			-0.1	μA
Collector cut-off current	I_{CEO}	$V_{CE}=-20V, I_B=0$			-0.1	μA
Emitter cut-off current	I_{EBO}	$V_{EB}=-6V, I_C=0$			-0.1	μA
DC current gain	h_{FE}	$V_{CE}=-1V, I_C=-100mA$	120		400	
		$V_{CE}=-1V, I_C=-800mA$	40	80		
Collector-emitter saturation voltage	$V_{CE(sat)}$	$I_C=-800mA, I_B=-80mA$		-0.28	-0.5	V
Base-emitter saturation voltage	$V_{BE(sat)}$	$I_C=-800mA, I_B=-80mA$		-0.98	-1.2	V
Base-emitter voltage	V_{BE}	$V_{CE}=-1V, I_C=-10mA$		-0.66	-1.0	V
Transition frequency	f_T	$V_{CE}=-10V, I_C=-50mA$	100	200		MHz
Output capacitance	C_{ob}	$V_{CB}=-10V, I_E=0, f=1MHz$		15		pF

CLASSIFICATION OF $h_{FE(1)}$

Rank	L	H	J
Range	120-200	200-350	300-400

TYPICAL CHARACTERISTICS @ Ta=25°C unless otherwise specified

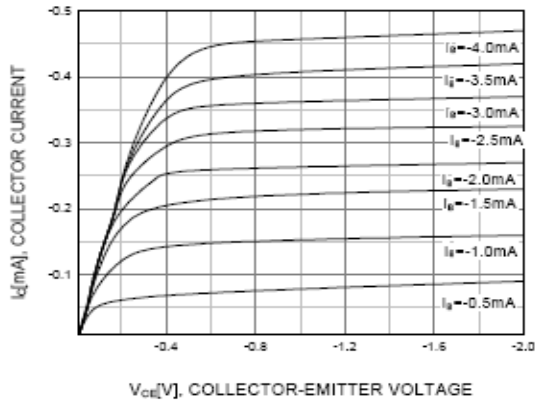


Figure 1. Static Characteristic

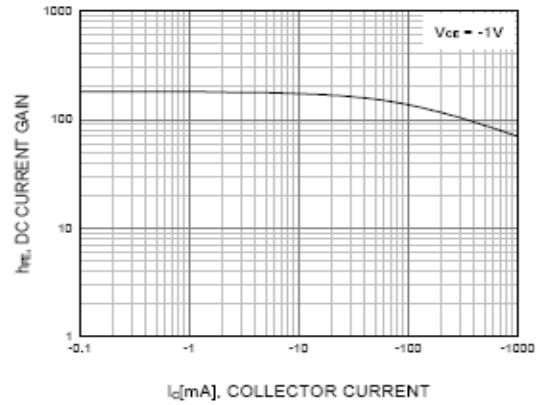


Figure 2. DC current Gain

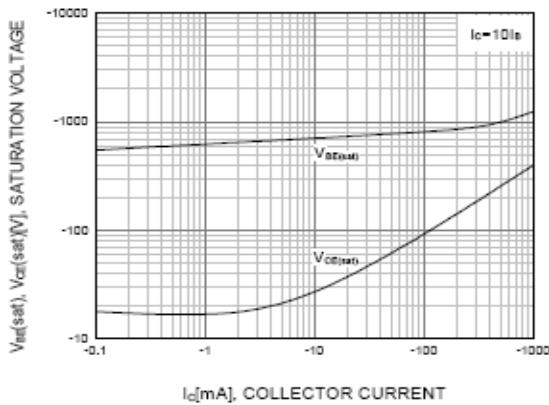


Figure 3. Base-Emitter Saturation Voltage
Collector-Emitter Saturation Voltage

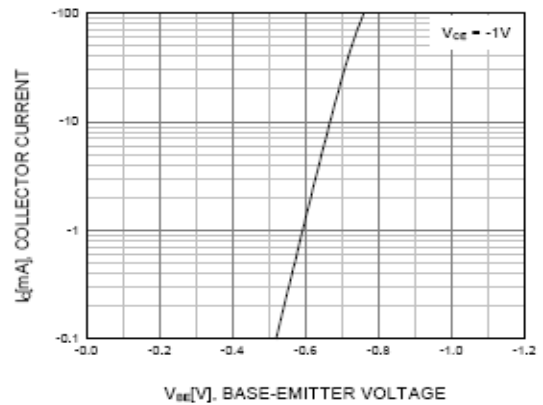


Figure 4. Base-Emitter On Voltage

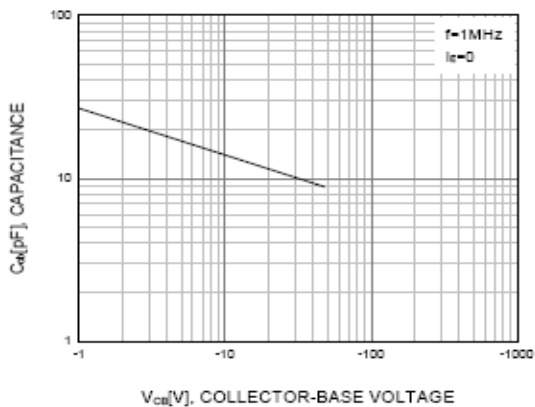


Figure 5. Collector Output Capacitance

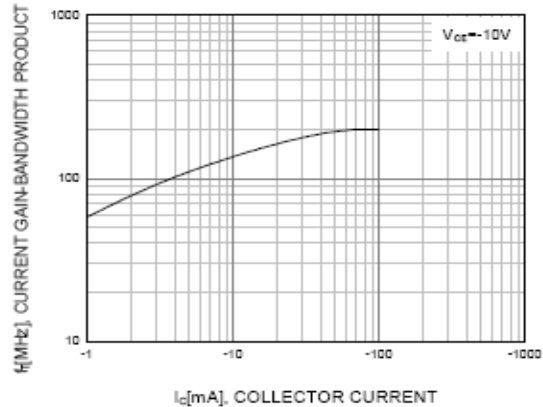


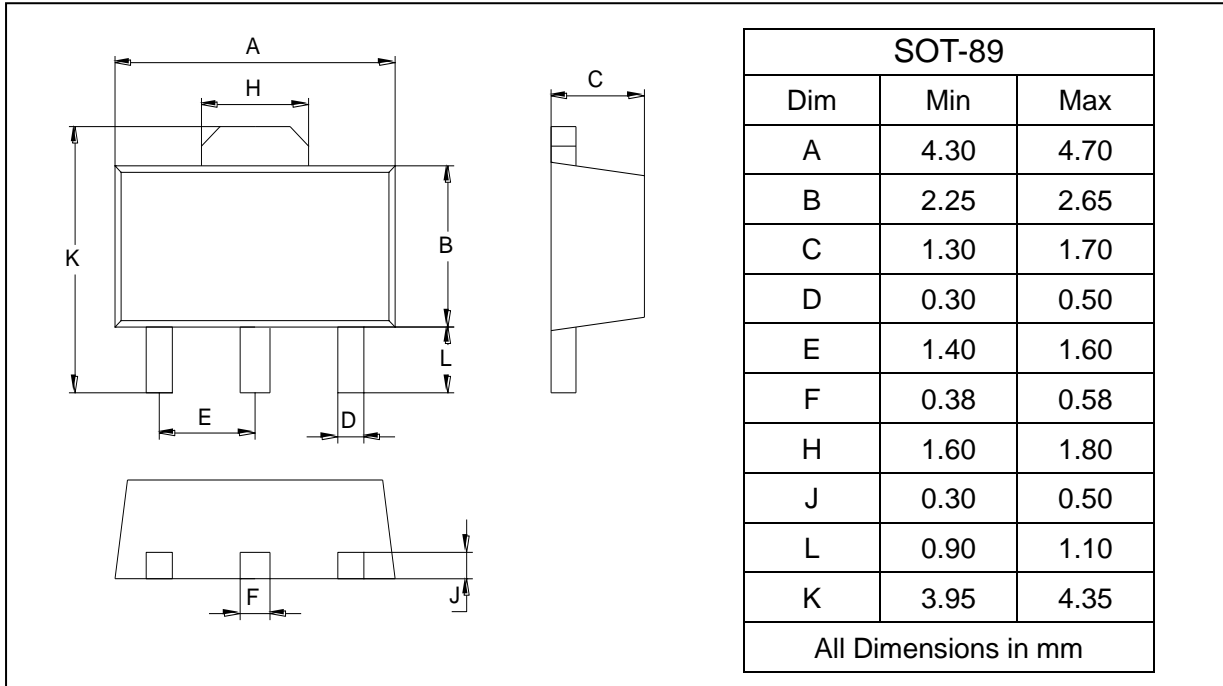
Figure 6. Current Gain Bandwidth Product



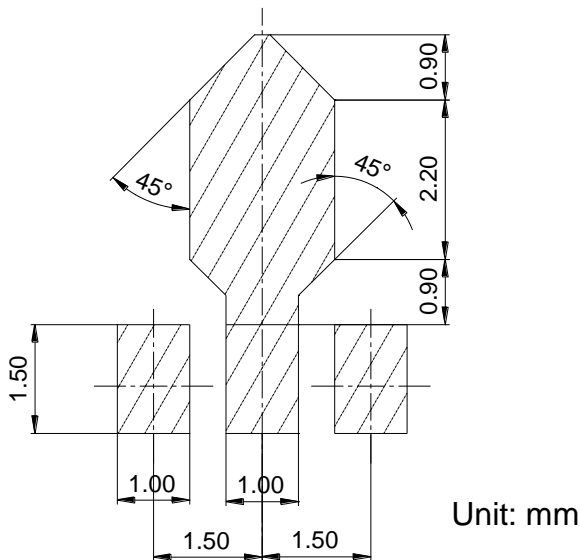
PACKAGE OUTLINE

Plastic surface mounted package

SOT-89



SOLDERING FOOTPRINT



Package	Reel	Reel Size	Box	Box Size(mm)	Carton	Carton Size(mm)
SOT -89	1000pcs	7inch	10,000pcs	203×203×195	40,000pcs	438×438×220