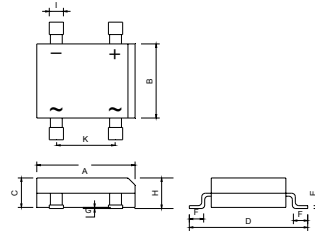



### FEATURES

- Rating to 1000V PRVP
- Surge overload rating to 30 Amperes per pulse
- Ideal for printed circuit board
- Reliable low cost construction utilizing molded plastic technique results in inexpensive product
- Lead solderable per MIL-STD-202 method 208
- Glass passivated chip junctions
- Plastic material has UL flammability classification 94V-0



DB-S		
Dim	Min	Max
A	8.20	8.60
B	6.10	6.50
C	2.35	2.65
D	9.80	10.20
E	0.15	0.35
F	0.90	1.50
G	0.20MAX	
H	2.50	2.80
I	1.00	1.40
K	4.80	5.20
All Dimensions in mm		

### Maximum Ratings (@T<sub>A</sub> = 25°C unless otherwise specified)

Characteristic	Symbol	DF005S	DF01S	DF02S	DF04S	DF06S	DF08S	DF10S	UNITS
Peak Repetitive Reverse Voltage	V <sub>RRM</sub>	50	100	200	400	600	800	1000	V
RMS Reverse Voltage	V <sub>RMS</sub>	35	70	140	280	420	560	700	V
DC Blocking Voltage	V <sub>DC</sub>	50	100	200	400	600	800	1000	V
Maximum average forward Output current @T <sub>A</sub> =40°C	I <sub>F(AV)</sub>	1.0							A
Peak forward surge current 8.3ms single half-sine-wave superimposed on rated load	I <sub>FSM</sub>	30							A
Current squared time t < 8.3ms , T <sub>a</sub> = 25°C	I <sup>2</sup> t	3.7							A <sup>2</sup> s

### Thermal Characteristics

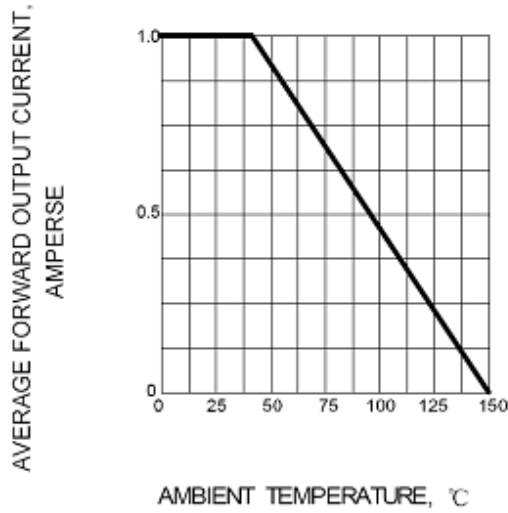
Characteristic	Symbol	DF005S	DF01S	DF02S	DF04S	DF06S	DF08S	DF10S	UNITS
Typical thermal resistance per leg	R <sub>θJA</sub>	66							°C/W
	R <sub>θJC</sub>	30							
	R <sub>θJL</sub>	28							
Operating junction temperature range	T <sub>J</sub>	- 55 ---- + 150							°C
Storage temperature range	T <sub>STG</sub>	- 55 ---- + 150							°C

### Electrical Characteristics (@T<sub>A</sub> = 25°C unless otherwise specified)

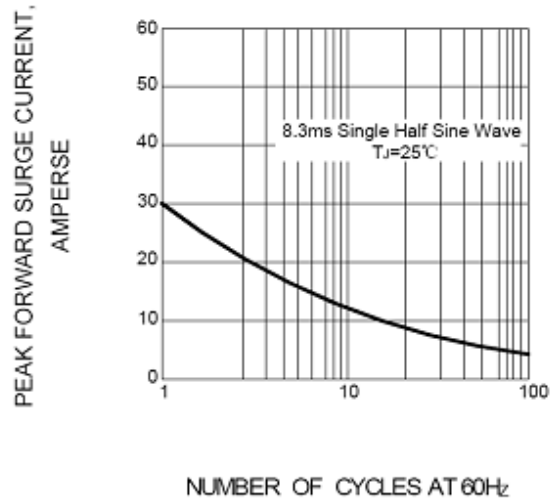
Characteristic	Symbol	DF005S	DF01S	DF02S	DF04S	DF06S	DF08S	DF10S	UNITS
Maximum instantaneous forward voltage at 1.0 A	V <sub>F</sub>	1.1							V
Maximum reverse current @T <sub>A</sub> =25°C at rated DC blocking voltage @T <sub>A</sub> =100°C	I <sub>R</sub>	5.0							μ A
		0.5							mA



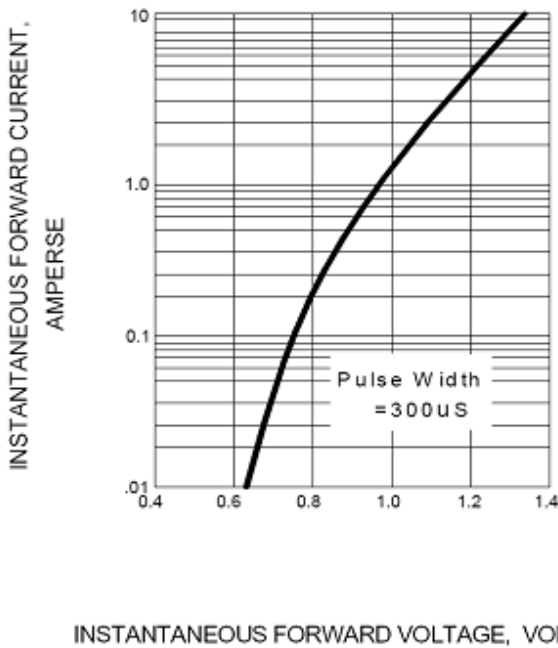
**FIG.1 – TYPICAL FORWARD CURRENT DERATING CURVE**



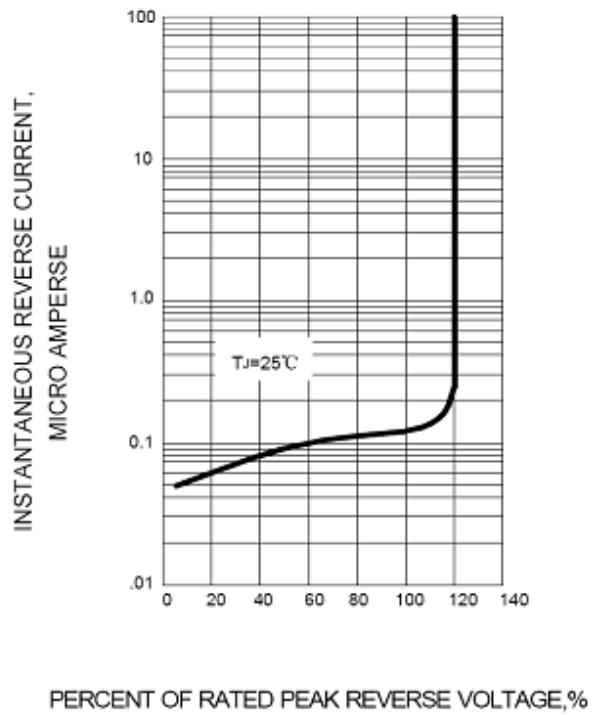
**FIG.2 – MAXIMUM NON-REPETITIVE FORWARD SURGE CURRENT**



**FIG.3 – TYPICAL FORWARD CHARACTERISTIC**



**FIG.4 – TYPICAL REVERSE CHARACTERISTIC**



Device	Package	SPQ/PCS
DF005S-DF10S	DBS	1500/REEL