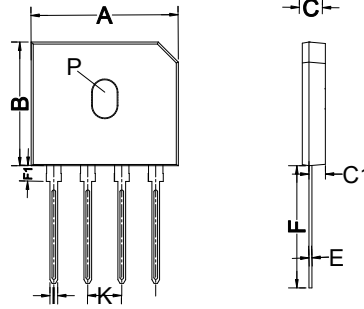


FEATURES

- Ideal for printed circuit board
- Reliable low cost construction utilizing molded plastic technique
- Plastic material has U/L flammability classification 94V-0
- Mounting position: Any
- Glass passivated chip junctions



GBU		
Dim	Min	Max
A	21.60	22.40
B	18.20	19.80
C	3.20	3.80
C1	1.80	2.80
E	0.40	0.60
F	17.00min	
F1	1.70	2.40
I	0.95	1.25
K	4.70	5.30
P	R1.9typical	
All Dimensions in mm.		

Maximum Ratings (@TA = 25°C unless otherwise specified)

Characteristic	Symbol	GBU4A	GBU4B	GBU4D	GBU4G	GBU4J	GBU4K	GBU4M	UNITS
Maximum recurrent peak reverse voltage	V_{RRM}	50	100	200	400	600	800	1000	V
Maximum RMS voltage	V_{RMS}	35	70	140	280	420	560	700	V
Maximum DC blocking voltage	V_{DC}	50	100	200	400	600	800	1000	V
Maximum average forward Output current @TC=100°C (note1)	$I_{F(AV)}$	4.0							A
Peak forward surge current 8.3ms single half-sine-wave superimposed on rated load	I_{FSM}	150.0							A
I ² t Rating for fusing @Tj=25°C	I^2t	93							A ² S

Thermal Characteristics

Characteristic	Symbol	GBU4A	GBU4B	GBU4D	GBU4G	GBU4J	GBU4K	GBU4M	UNITS	
Typical junction capacitance per element (note 3)	C_J	100				45				p F
Typical thermal resistance (note2) (note1)	$R_{\theta JA}$ $R_{\theta JC}$	22.0				4.0				°C/W
Operating junction temperature range	T_J	- 55 ---- + 150							°C	
Storage temperature range	T_{STG}	- 55 ---- + 150							°C	

Electrical Characteristics (@TA = 25°C unless otherwise specified)

Characteristic	Symbol	GBU4A	GBU4B	GBU4D	GBU4G	GBU4J	GBU4K	GBU4M	UNITS	
Maximum instantaneous forward voltage @2.0A @4.0A	V_F				1.0 1.1					V
Maximum reverse current @TA=25°C at rated DC blocking voltage @TA=125°C	I_R				5.0 50					μ A

NOTE: 1. Unit case mounted on 1.6x1.6x0.06" thick (4.0x4.0x0.15cm) Al. Plate.

2. Units mounted on P.C.B. with 0.5x0.5" (12x12mm) copper pads and 0.375" (9.5mm) lead length.

3. Measured at 1.0 MHz and applied reverse voltage of 4.0 volts.

CHARACTERISTICS CURVES

($T_A = 25^\circ\text{C}$ unless otherwise noted)

Fig.1 Forward Current Derating Curve

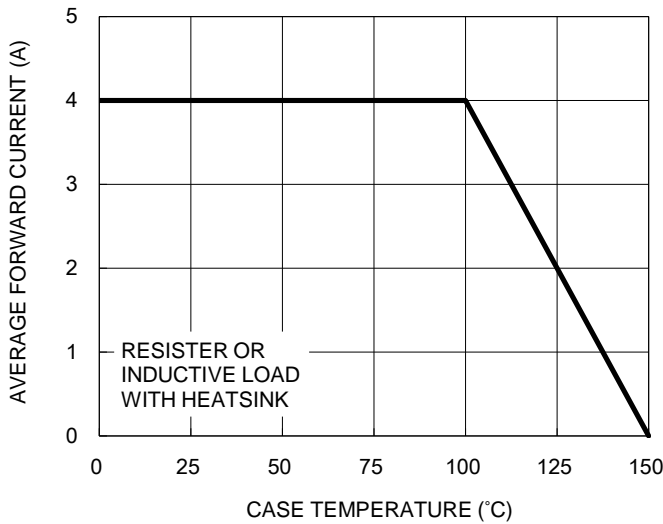


Fig.2 Typical Junction Capacitance

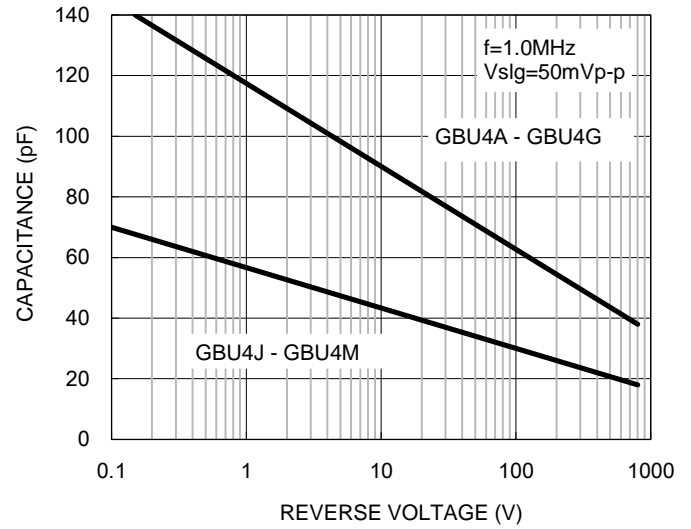


Fig.3 Typical Reverse Characteristics

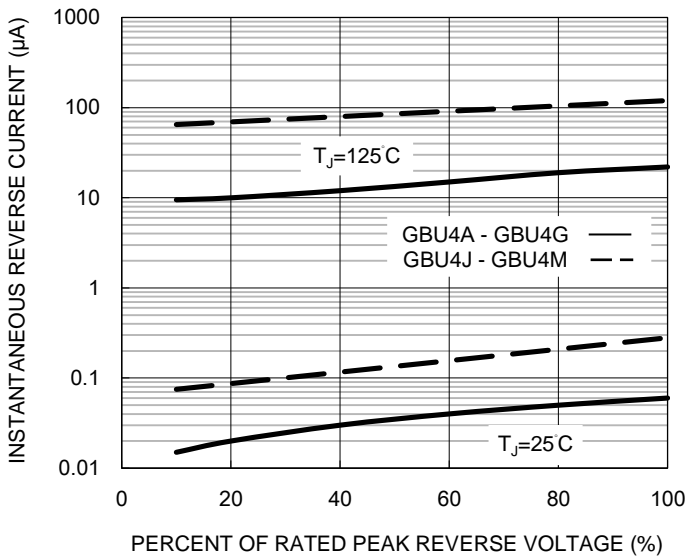


Fig.4 Typical Forward Characteristics

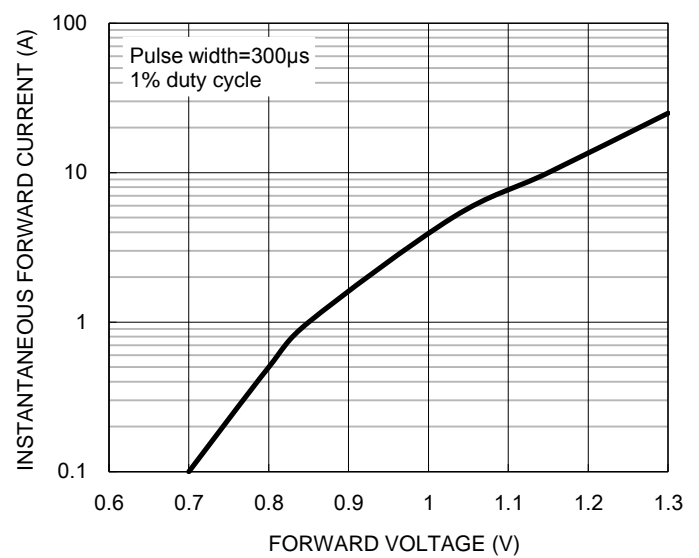
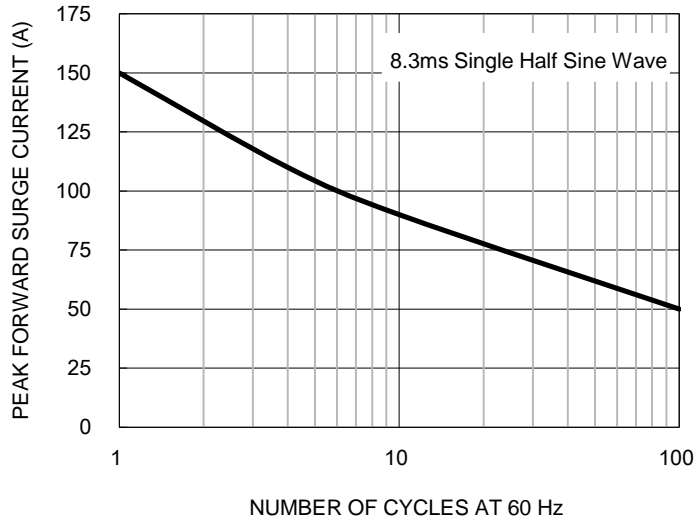




Fig.5 Maximum Non-repetitive Forward Surge Current



Device	Package	Shipping
GBU4A--GBU4M	GBU	500 Units/Box