

KBU		
Dim	Min	Max
A	22.80	23.20
A1	3.70	4.10
B	18.90	19.30
B1	17.60	18.00
C	6.05	6.85
C1	4.50	4.80
E	Ø1.20	Ø1.40
F	25min	
F1	4min	
K	4.70	5.30
All Dimensions in mm		

FEATURES

- UL Recognized File
- High surge current capability
- Ideal for printed circuit board
- Reliable low cost construction technique results in inexpensive product
- High temperature soldering guaranteed:
250 / 10 seconds / 0.375" (9.5mm) lead length at 5lbs.
- Mounting position: Any

Maximum Ratings (@TA = 25°C unless otherwise specified)

Characteristic	Symbol	KBU6A	KBU6B	KBU6D	KBU6G	KBU6J	KBU6K	KBU6M	UNITS
Maximum recurrent peak reverse voltage	V_{RRM}	50	100	200	400	600	800	1000	V
Maximum RMS voltage	V_{RMS}	35	70	140	280	420	560	700	V
Maximum DC blocking voltage	V_{DC}	50	100	200	400	600	800	1000	V
Maximum average forward Output current @TA=65°C	$I_{F(AV)}$	6.0							A
Peak forward surge current 8.3ms single half-sine-wave superimposed on rated load	I_{FSM}	175.0							A
I ² t Rating for fusing @Tj=25°C	I ² t	127							A ² S

Thermal Characteristics

Characteristic	Symbol	KBU6A	KBU6B	KBU6D	KBU6G	KBU6J	KBU6K	KBU6M	UNITS
Typical thermal resistance	$R_{\theta JA}$ $R_{\theta JC}$	8.6 3.1							°C/W
Operating junction temperature range	T_J	- 55 ---- + 125							°C
Storage temperature range	T_{STG}	- 55 ---- + 150							°C

Electrical Characteristics (@TA = 25°C unless otherwise specified)

Characteristic	Symbol	KBU6A	KBU6B	KBU6D	KBU6G	KBU6J	KBU6K	KBU6M	UNITS
Maximum instantaneous forward voltage @3.0A @6.0A	V_F	1.0 1.1							V
Maximum reverse current @TA=25 °C at rated DC blocking voltage @TA=100°C	I_R	5.0 0.5							μ A mA

RATINGS AND CHARACTERISTICS CURVES

($T_A=25^\circ\text{C}$ unless otherwise noted)

FIG. 1 MAXIMUM DERATING CURVE FOR OUTPUT CURRENT

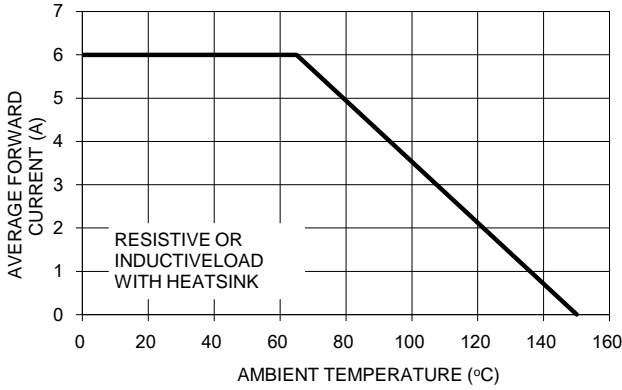


FIG. 2 MAXIMUM FORWARD SURGE CURRENT PER LEG

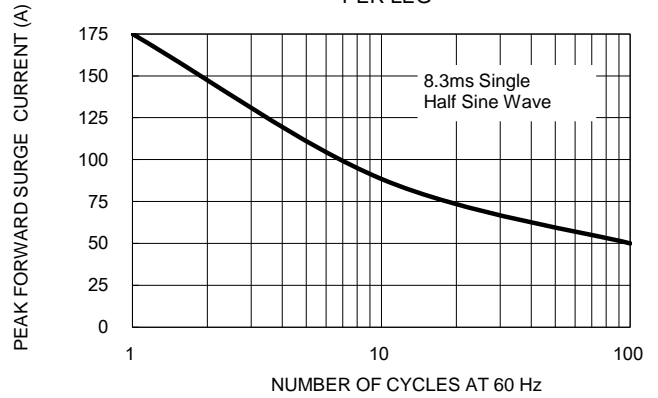


FIG. 3 TYPICAL REVERSE CHARACTERISTICS PER LEG

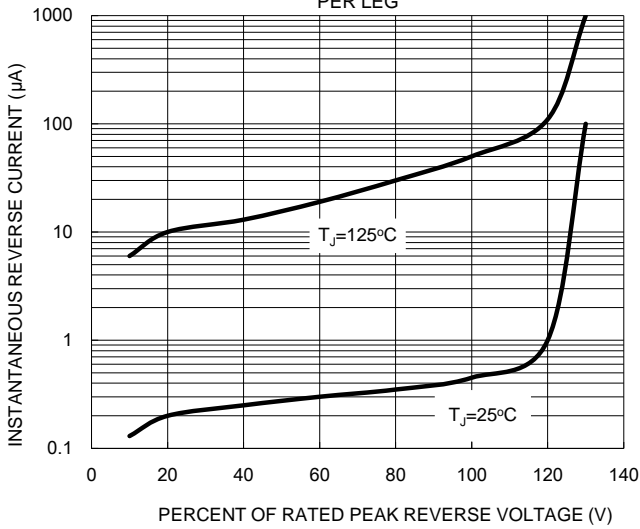
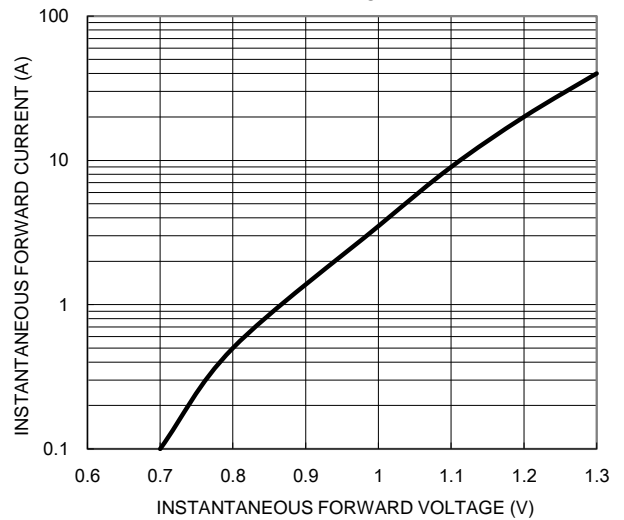


FIG. 4 TYPICAL FORWARD CHARACTERISTICS PER LEG



Device	Package	Shipping
KBU6A--KBU6M	KBU	400 Units/Box