

**VOLTAGE RANGE: 50 --- 600V**

**CURRENT: 8.0A**

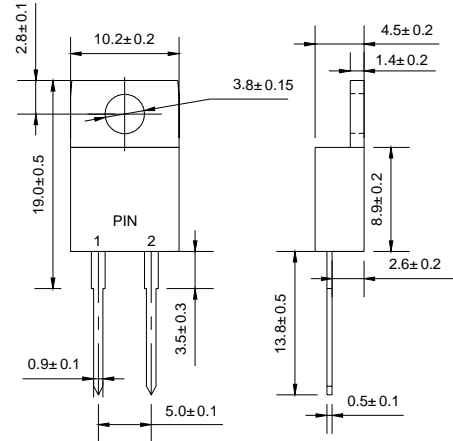
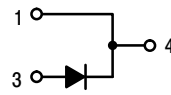
**TO - 220AC**

### Features

- Low cost
- Diffused junction
- Glass passivated junction
- Low forward voltage drop
- High current capability
- Easily cleaned with Alcohol, Isopropanol and similar solvents
- The plastic material carries U/L recognition 94V-0

### Mechanical Data

- Case: JEDEC TO-220AC
- Terminals: solderable per MIL-STD-202, Method 208
- Polarity: Color band denotes cathode
- Weight: 0.064 ounces, 1.81 gram
- Mounting position: Any



Dimensions in inches and (millimeters)

### MAXIMUM RATINGS AND ELECTRICAL CHARACTERISTICS

Ratings at 25 °C ambient temperature unless otherwise specified.

Single phase, half wave, 60 Hz, resistive or inductive load. For capacitive load, derate by 20%.

Type Number		MUR 805	MUR 810	MUR 815	MUR 820	MUR 830	MUR 840	MUR 860	UNITS
Maximum recurrent peak reverse voltage	$V_{RRM}$	50	100	150	200	300	400	600	V
Maximum RMS voltage	$V_{RMS}$	35	70	105	140	210	280	420	V
Maximum DC blocking voltage	$V_{DC}$	50	100	150	200	300	400	600	V
Maximum average forward rectified current total device (rated $V_R$ ), $T_C=150$	$I_{(AV)}$	8.0							A
Peak forward surge current 8.3ms single half-sine-wave superimposed on rated load	$I_{FSM}$	100							A
Maximum instantaneous forward voltage (Note1) @ $I_F=8.0A, T_C=25$ $I_F=8.0A, T_C=150$	$V_F$		0.975 0.895			1.30 1.00	1.50 1.20		V
Maximum reverse current at rated DC blocking voltage @ $T_j=25$ $T_j=150$	$I_R$		5.0 250			5.0 500			$\mu A$
Maximum reverse recovery time (Note2) (Note3)	$t_{rr}$		25 35			50 60			ns
Typical thermal resistance junction to case	$R_{\theta JC}$		3.0			2.0			/W
Operating junction temperature range	$T_j$	- 65 ---- + 175							
Storage temperature range	$T_{STG}$	- 65 ---- + 175							

NOTE: 1. Pulse test: pulse width=300 $\mu s$ , duty cycle 2.0%

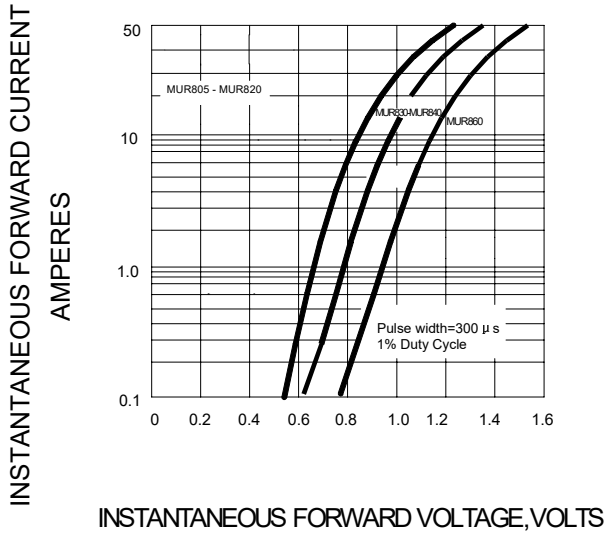
2. Measured with  $I_F=0.5A, I_R=1A, t_{rr}=0.25 A$ .

3. Measured with  $I_F=1.0A, di/dt=50A/\mu s$ .

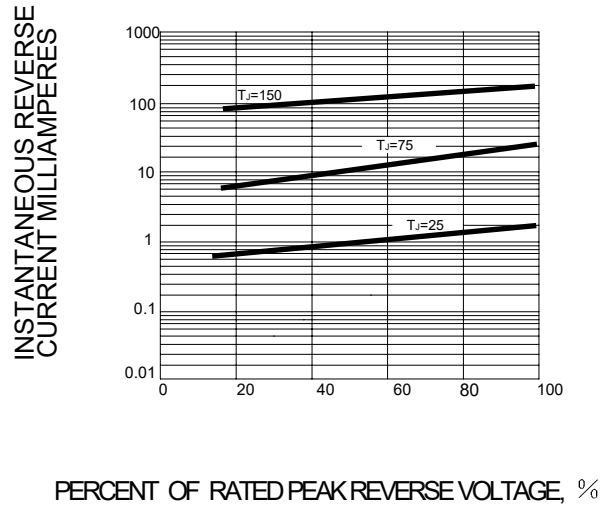


### Ratings AND Characteristic Curves

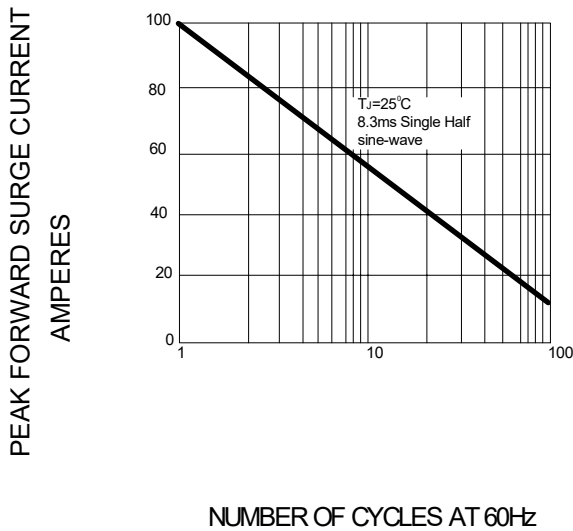
**FIG.1 –TYPICAL FORWARD CHARACTERISTIC**



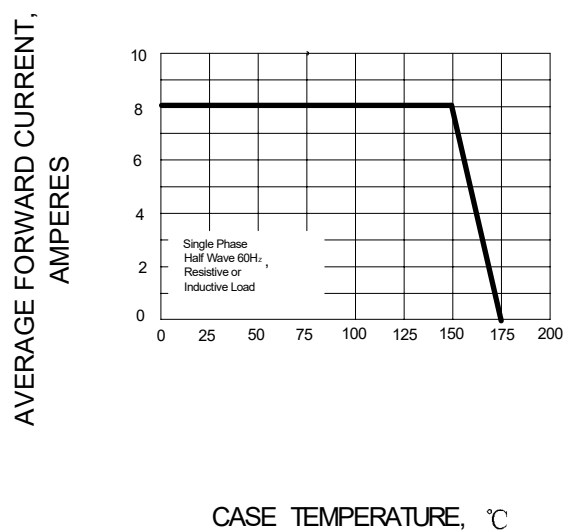
**FIG.2 –TYPICAL REVERSE CHARACTERISTICS**



**FIG.3 – PEAK FORWARD SURGE CURRENT**



**FIG.4 – FORWARD DERATING CURVE**



Package	Packing	Box Size L×W×H(mm)	Quantity(pcs/box)	Carton Size L×W×H(mm)	Quantity(pcs/carton)
TO-220	50pcs/Tube	558×148×38	1000	565×225×175	5000